

Veal Supply at a Glance - Canada

For week ending October 5, 2024

Quebec Live Auction											
Dairy Calves	Number	2024			Number	2023			Volume (YTD)		
		Price (\$ / 100 lbs)				Price (\$ / 100 lbs)			head		
Holstein Male	(head)	Average	Min	Max	(head)	Average	Min	Max	2024	2023	% chg
Good 90 -120 lbs	695	580.00	520.00	630.00	583	404.00	370.00	445.00	23 248	19 982	16.3 %
Good 121 - 140 lbs	161	552.00	500.00	600.00	140	382.00	330.00	435.00	6 308	6 257	0.8 %
Average 90 - 140 lbs	304	464.00	300.00	570.00	286	337.00	250.00	405.00	12 734	15 147	-15.9 %
Misc. - All weights	200	377.00	160.00	740.00	160	148.00	13.00	350.00	5 374	6 752	-20.4 %
Holstein Female											
Good 90 -120 lbs	42	516.00	450.00	590.00	51	331.00	240.00	395.00	2 120	1 744	21.6 %
Other milk breeds (all weights)	103	467.00	100.00	950.00	34	283.00	50.00	490.00	1 636	777	110.6 %
Crossbreeds dairy-butcher (all weights)	834	1 119.00	900.00	1 300.00	662	828.00	665.00	970.00	19 433	23 129	-16.0 %
A2 Grain fed veal cattle (hide off)	1,231	455.00	n/a	n/a	1,430	395.00	n/d	n/d	57 872	55 887	3.6 %
688 lbs live / 375-419 lbs hide off											

Source: Les producteurs de bovins du Québec

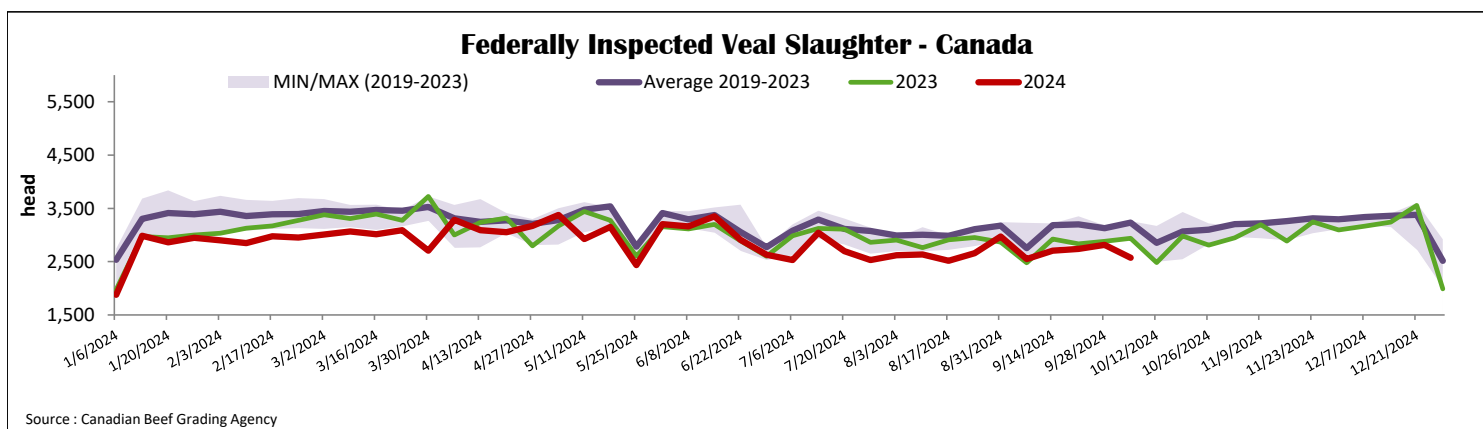
Ontario Live Auction											
	Number	2024			Number	2023			Volume (YTD)		
		Price (\$ / 100 lbs)				Price (\$ / 100 lbs)			head		
	(head)	Average	Min	Max	(head)	Average	Min	Max	2024	2023	% chg
+ 600 lbs	524	254.86	226.49	280.15	469	233.85	211.60	257.48	22 479	23 307	-3.6 %
451 - 600 lbs	10	227.72	207.50	254.00	12	190.75	170.00	203.25	576	1 046	-44.9 %
301 - 450 lbs	31	388.75	255.48	456.77	33	321.42	202.88	376.89	802	1 074	-25.3 %
126 - 300 lbs	115	492.37	308.65	737.28	126	343.34	210.75	567.93	5 328	5 039	5.7 %
- 125 lbs	927	635.82	419.61	1 032.84	912	485.05	295.95	786.33	35 348	32 652	8.3 %

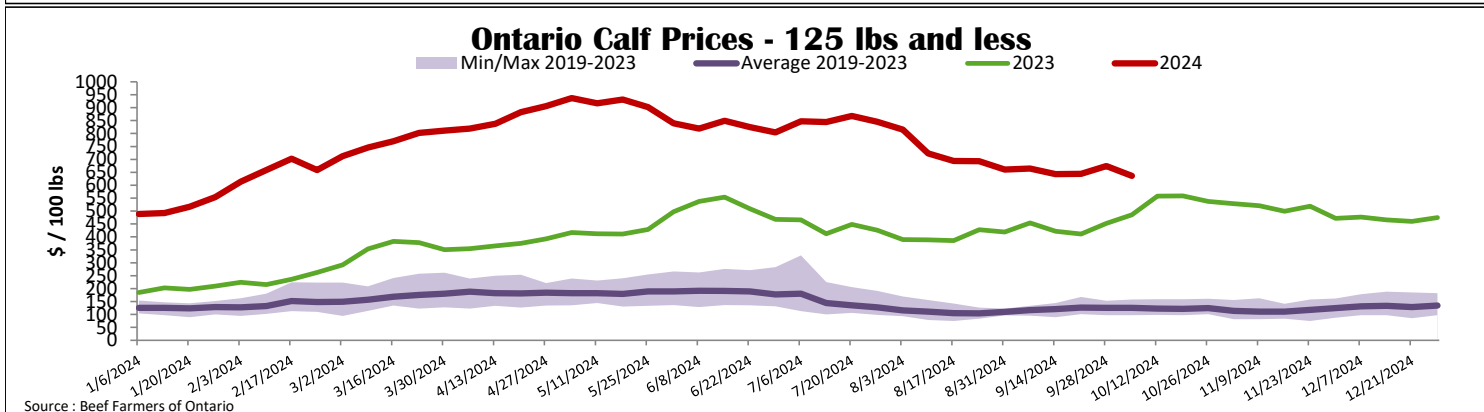
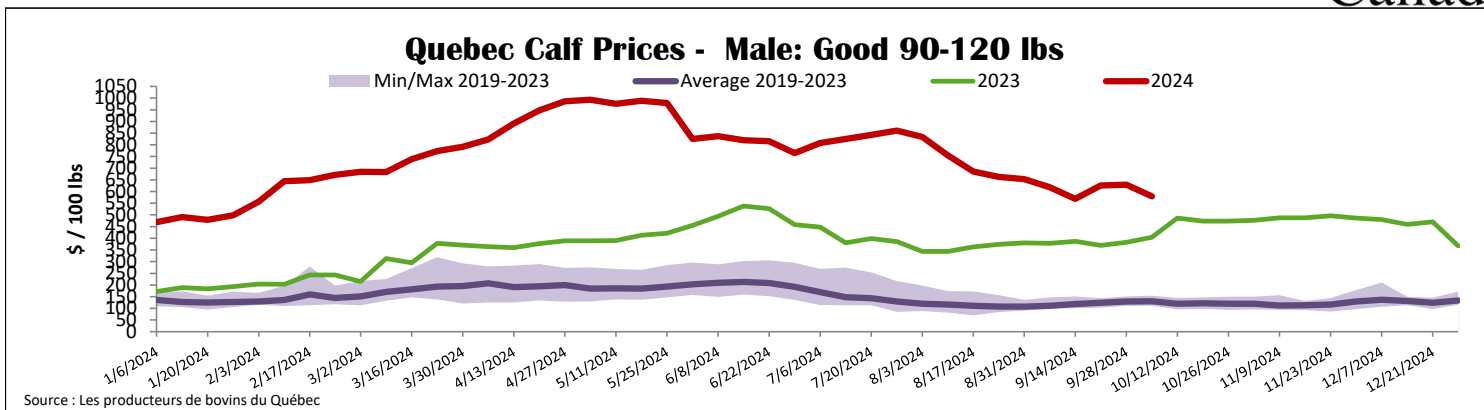
Federally Inspected Slaughter									
	Weekly			Year to date			Carcass Weight lbs (August)		
	2024	2023	% chg	2024	2023	% chg	2024	2023	% chg
Quebec	2 560	2 937	-12.8 %	114 369	121 563	-5.9 %	369	369	-0.2 %
Rest of Canada	11	0	-	265	0	-	336	-	-
Canada	2 571	2 937	-12.5 %	114 634	121 563	-5.7 %	369	371	-0.4 %

Source: Canadian Beef Grading Agency / Source: Canadian Food Inspection Agency (CFIA)

Domestic Exports					Imports				
Total veal (tonnes)	Jan. 1 - Aug. 31, 2024				Total veal (tonnes)	Jan. 1 - Oct. 5, 2024			
	2024	2023	% chg			2024	2023	% chg	
United States	2 072	2 497	-17.0 %		United States	281	503	-44.1 %	
United Arab Emirates	104	105	-0.8 %		Australia	63	0	-	
Qatar	0	5	-		New Zealand	826	1 007	-18.0 %	
Others	0	0	-		EU-27				
Total	2 176	2 607	-16.5 %		Netherlands	396	544	-27.1 %	
					Others	331	222	48.9 %	
					EU-27 total	727	766	-5.1 %	
					Others	77	5	-	
					Total	1 974	2 280	-13.4 %	

Source: Statistics Canada / Source: CFIA





United States

Week ending September 28, 2024

	Federally Inspected Slaughter			Year to date		
	2024	2023	% chg	2024	2023	% chg
Milk-fed or nature						
North East & North Central	2 145	2 533	-15.3 %	83 131	94 465	-12.0 %
Other calves	1 519	2 361	-35.7 %	73 267	123 729	-40.8 %
Total	3 664	4 894	-25.1 %	156 398	218 194	-28.3 %
Production						
Veal (million lbs)	0.7	0.9	-22.2 %	29.2	35.0	-16.6 %
Live weight (lbs)	319	315	1.3 %			
Dressed weight (lbs)	189	186	1.6 %			

Source : USDA

Pennsylvania Calf Auction				
Graded Holstein Bull Calves* September 28, 2024				
	Weight	Head	\$ / 100 lbs	
			Min	Max
Number 1	- 89 lbs	83	400.00	580.00
	90 - 120 lbs	293	375.00	685.00
	+ 120 lbs	9	375.00	660.00
	Beef Cross	134	600.00	1070.00
Number 2	- 100 lbs	88	300.00	530.00
	+ 100 lbs	53	300.00	535.00
	Beef Cross	60	250.00	850.00
Number 3	- 100 lbs	38	175.00	390.00
	+ 100 lbs	14	100.00	385.00
	Beef Cross	0	0.00	0.00

North East & North Central				
(Veal Carcass, Hot Basis – Paid to Producer (Hide off, 255-315 lbs))				
Special fed : milk fed, nature				
\$US / 100 lbs	Weighted Average	Min	Max	
Non-Packer & Packers Owned	515.51	483.00	525.00	

Source : USDA

* Does not include all head sold

Source : USDA