



Veal Supply at a Glance - Canada

For week ending September 28, 2024

Quebec Live Auction											
Dairy Calves	Number	2024			Number	2023			Volume (YTD)		
		Price (\$ / 100 lbs)				Price (\$ / 100 lbs)			head		
Holstein Male	(head)	Average	Min	Max	(head)	Average	Min	Max	2024	2023	% chg
Good 90 -120 lbs	686	629.00	580.00	680.00	651	383.00	300.00	425.00	22 553	19 399	16.3 %
Good 121 - 140 lbs	157	587.00	550.00	650.00	148	370.00	310.00	405.00	6 147	6 117	0.5 %
Average 90 - 140 lbs	294	513.00	320.00	610.00	303	328.00	200.00	400.00	12 430	14 861	-16.4 %
Misc. - All weights	139	215.00	20.00	500.00	156	111.00	20.00	250.00	5 174	6 592	-21.5 %
Holstein Female											
Good 90 -120 lbs	63	571.00	480.00	800.00	40	329.00	200.00	385.00	2 078	1 693	22.7 %
Other milk breeds (all weights)	91	442.00	70.00	710.00	22	215.00	20.00	380.00	1 533	743	106.3 %
Crossbreeds dairy-butcher (all weights)	414	981.00	700.00	1 220.00	697	753.00	580.00	880.00	18 599	22 467	-17.2 %
A2 Grain fed veal cattle (hide off)	1,021	448.00	n/a	n/a	1,325	377.00	n/d	n/d	56 641	54 457	4.0 %
688 lbs live / 375-419 lbs hide off											

Source: Les producteurs de bovins du Québec

Ontario Live Auction											
	Number	2024			Number	2023			Volume (YTD)		
		Price (\$ / 100 lbs)				Price (\$ / 100 lbs)			head		
	(head)	Average	Min	Max	(head)	Average	Min	Max	2024	2023	% chg
+ 600 lbs	490	251.69	228.15	271.65	567	223.76	200.38	245.77	21 955	22 838	-3.9 %
451 - 600 lbs	13	215.96	189.23	236.31	23	172.09	137.72	199.61	566	1 034	-45.3 %
301 - 450 lbs	28	361.63	259.09	427.84	51	355.01	218.35	467.76	771	1 041	-25.9 %
126 - 300 lbs	120	542.55	351.74	813.64	147	344.95	192.20	594.05	5 213	4 913	6.1 %
- 125 lbs	953	674.72	478.96	1 050.70	872	452.27	281.46	774.15	34 421	31 740	8.4 %

Federally Inspected Slaughter									
	Weekly			Year to date			Carcass Weight lbs (August)		
	2024	2023	% chg	2024	2023	% chg	2024	2023	% chg
Quebec	2 802	2 881	-2.7 %	111 809	118 626	-5.7 %	369	369	-0.2 %
Rest of Canada	15	0	-	254	0	-	336	-	-
Canada	2 817	2 881	-2.2 %	112 063	118 626	-5.5 %	369	371	-0.4 %

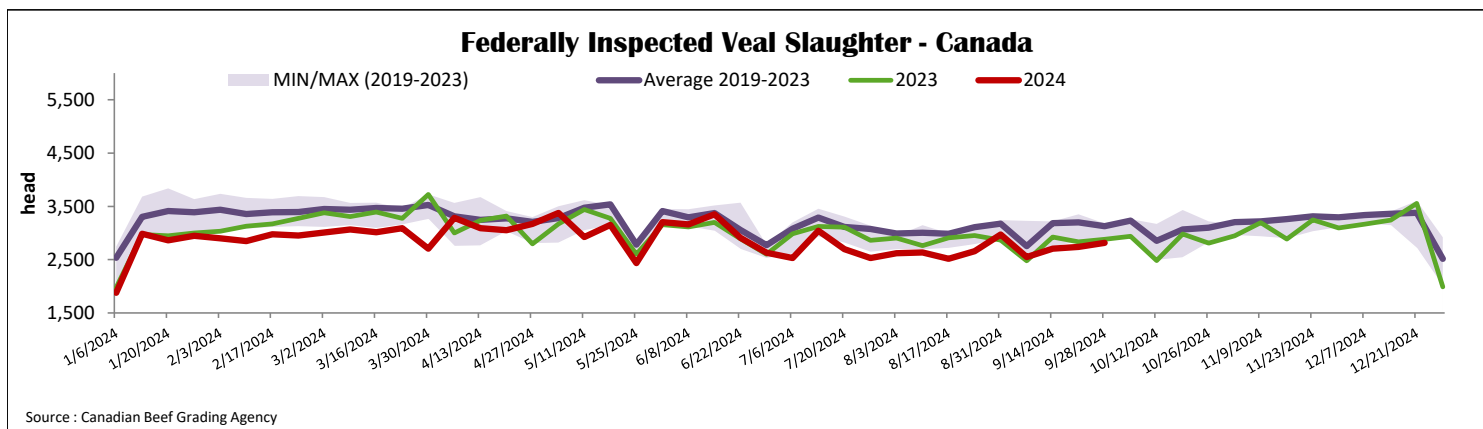
Source: Canadian Beef Grading Agency

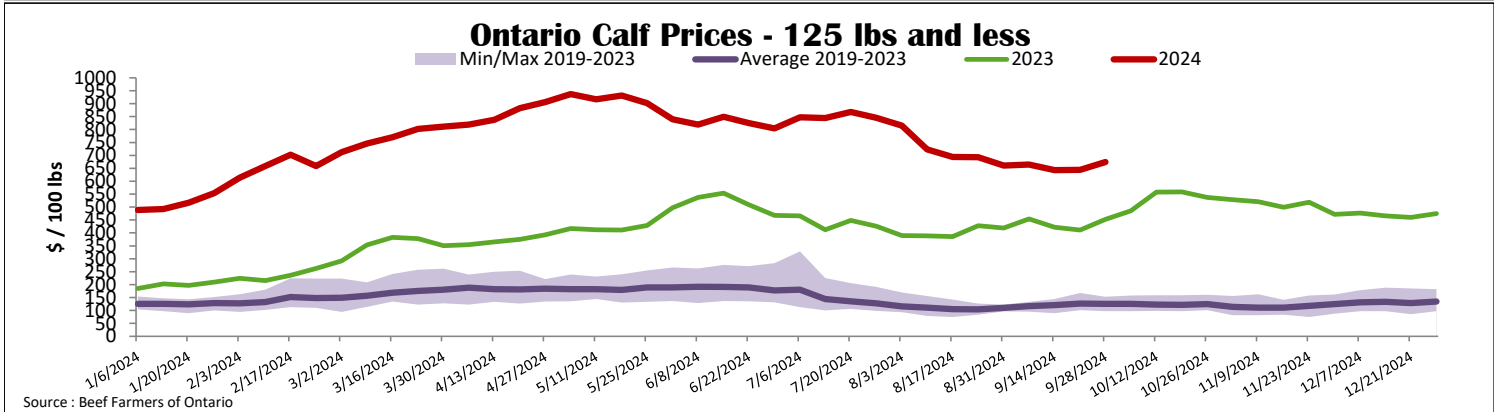
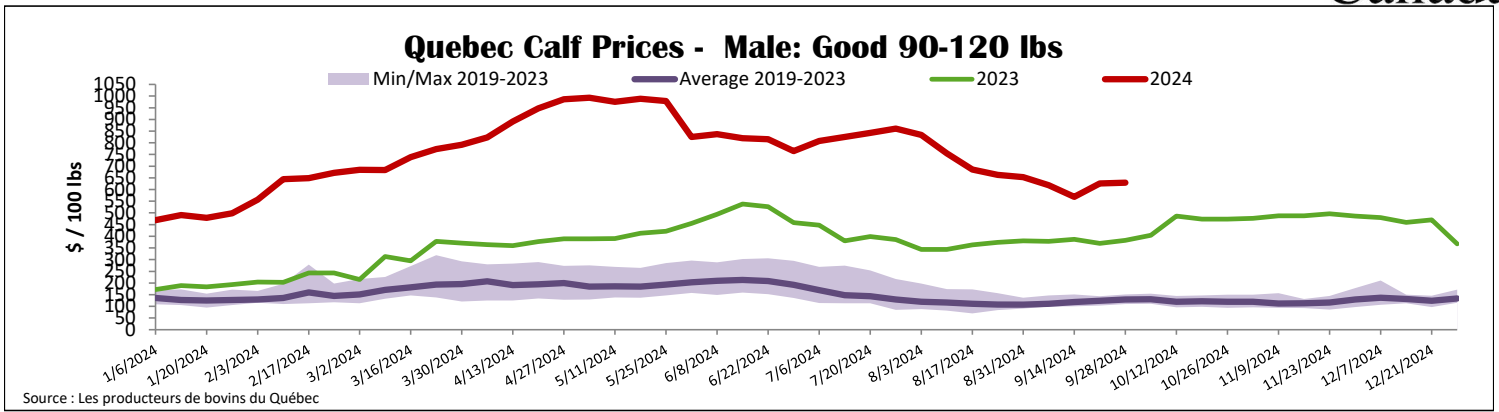
Source: Canadian Food Inspection Agency (CFIA)

Domestic Exports					Imports				
Total veal (tonnes)	Jan. 1 - July 31, 2024				Total veal (tonnes)	Jan. 1 - Sept. 28, 2024			
	2024	2023	% chg			2024	2023	% chg	
United States	1 792	3 617	-50.5 %		United States	272	501	-45.6 %	
United Arab Emirates	92	177	-48.0 %		Australia	63	0	-	
Qatar	0	5	-		New Zealand	419	848	-50.5 %	
Others	0	0	-		EU-27				
Total	1 884	3 800	-50.4 %		Netherlands	383	514	-25.5 %	
					Others	327	203	61.1 %	
					EU-27 total	710	717	-1.0 %	
					Others	77	5	-	
					Total	1 542	2 071	-25.5 %	

Source: Statistics Canada

Source: CFIA





United States

Week ending September 21, 2024

	Federally Inspected Slaughter			Year to date		
	2024	2023	% chg	2024	2023	% chg
Milk-fed or nature						
North East & North Central	2 122	2 553	-16.9 %	80 986	91 932	-11.9 %
Other calves	1 775	2 652	-33.1 %	71 748	121 368	-40.9 %
Total	3 897	5 205	-25.1 %	152 734	213 300	-28.4 %
Production						
Veal (million lbs)	0.8	0.9	-11.1 %	28.5	34.1	-16.4 %
Live weight (lbs)	332	293	13.3 %			
Dressed weight (lbs)	199	173	15.0 %			

Source : USDA

Pennsylvania Calf Auction				
Graded Holstein Bull Calves*				
September 21, 2024				
	Weight	Head	\$ / 100 lbs	
			Min	Max
Number 1	- 89 lbs	99	300.00	650.00
	90 - 120 lbs	269	450.00	810.00
	+ 120 lbs	9	400.00	520.00
Beef Cross		140	525.00	1050.00
Number 2	- 100 lbs	106	300.00	585.00
	+ 100 lbs	39	375.00	550.00
	Beef Cross	65	400.00	975.00
Number 3	- 100 lbs	40	110.00	525.00
	+ 100 lbs	6	200.00	400.00
	Beef Cross	6	120.00	540.00

* Does not include all head sold

North East & North Central				
(Veal Carcass, Hot Basis – Paid to Producer (Hide off, 255-315 lbs))				
Special fed : milk fed, nature	\$US / 100 lbs	Weighted Average	Min	Max

Source : USDA

* Does not include all head sold

Source : USDA