

Veal Supply at a Glance - Canada

For week ending December 7, 2024

Quebec Live Auction											
Dairy Calves	2024				2023				Volume (YTD)		
	Number	Price (\$ / 100 lbs)			Number	Price (\$ / 100 lbs)			head		
Holstein Male	(head)	Average	Min	Max	(head)	Average	Min	Max	2024	2023	% chg
Good 90 -120 lbs	637	871.00	800.00	950.00	540	480.00	430.00	520.00	29 060	25 111	15.7 %
Good 121 - 140 lbs	164	764.00	700.00	830.00	160	453.00	420.00	485.00	7 810	7 643	2.2 %
Average 90 - 140 lbs	274	697.00	500.00	860.00	393	403.00	200.00	490.00	15 097	18 541	-18.6 %
Misc. - All weights	163	572.00	100.00	920.00	177	108.00	20.00	270.00	6 677	8 406	-20.6 %
Holstein Female											
Good 90 -120 lbs	53	810.00	720.00	900.00	58	401.00	300.00	490.00	2 609	2 227	17.2 %
Other milk breeds (all weights)	45	579.00	50.00	940.00	26	288.00	60.00	490.00	2 153	1 068	101.6 %
Crossbreeds dairy-butcher (all weights)	430	1 047.00	800.00	1 240.00	650	720.00	560.00	840.00	24 311	29 082	-16.4 %
A2 Grain fed veal cattle (hide off)	1,864	470.00	n/a	n/a	1,454	395.00	n/d	n/d	70 945	68 388	3.7 %
688 lbs live / 375-419 lbs hide off											

Source: Les producteurs de bovins du Québec

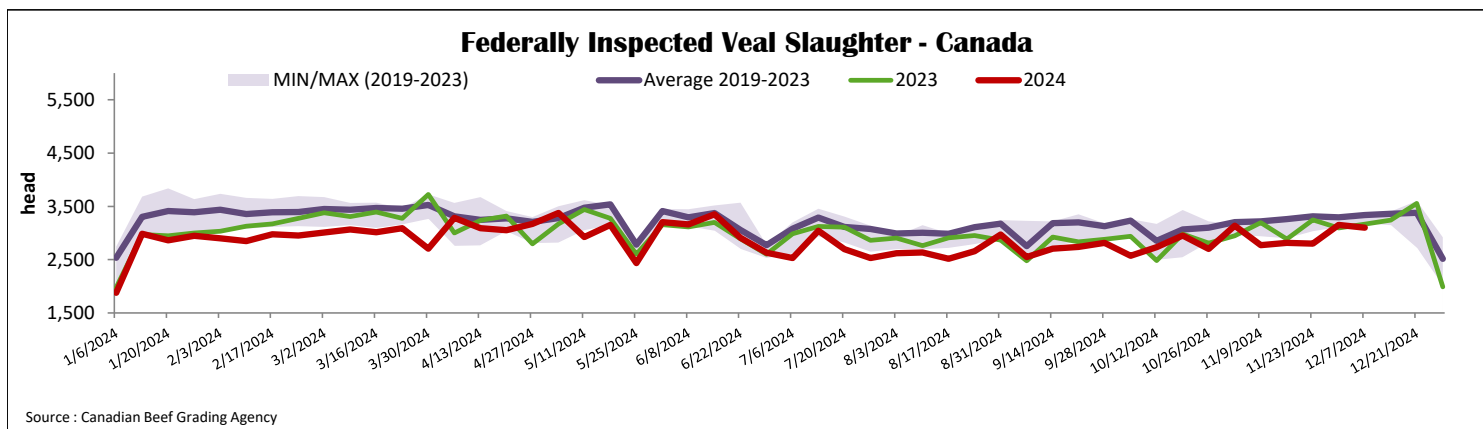
Ontario Live Auction											
	2024				2023				Volume (YTD)		
	Number	Price (\$ / 100 lbs)			Number	Price (\$ / 100 lbs)			head		
	(head)	Average	Min	Max	(head)	Average	Min	Max	2024	2023	% chg
+ 600 lbs	415	290.49	260.52	318.82	600	233.32	205.53	255.23	26 620	28 059	-5.1 %
451 - 600 lbs	10	248.20	229.80	266.60	29	170.85	137.15	194.57	714	1 278	-44.1 %
301 - 450 lbs	18	399.92	283.60	513.61	46	236.12	148.53	308.82	1 007	1 456	-30.8 %
126 - 300 lbs	131	590.73	394.50	897.57	120	357.25	205.87	531.58	6 487	6 300	3.0 %
- 125 lbs	864	869.36	599.72	1 202.99	893	476.52	278.46	730.65	43 479	40 904	6.3 %

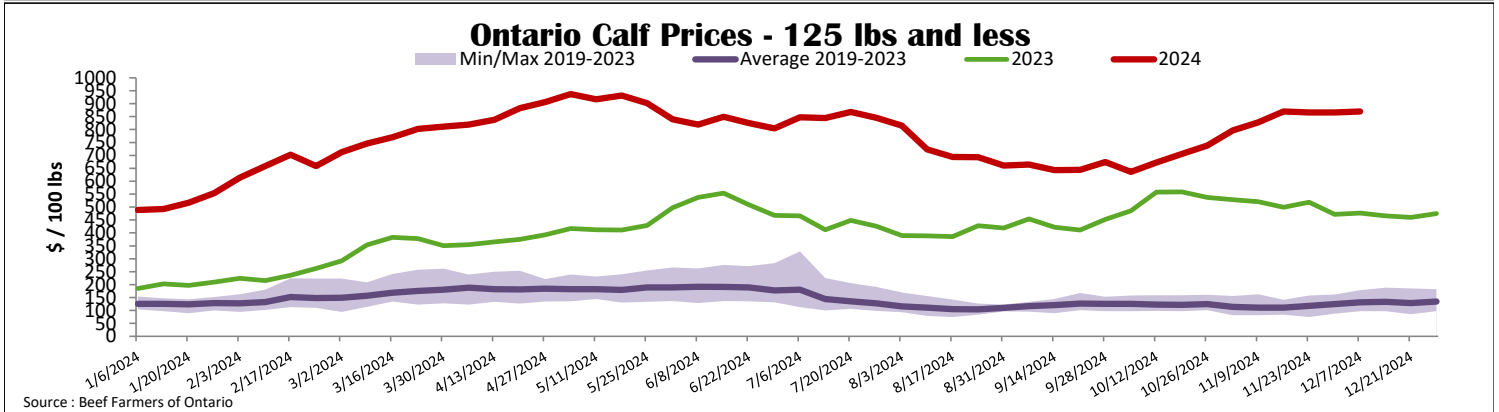
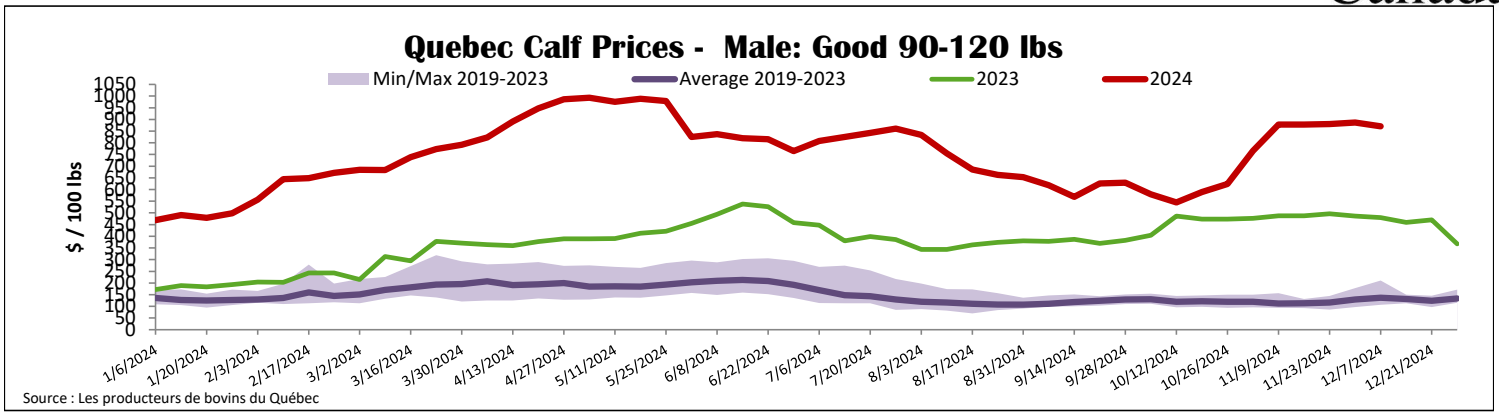
Federally Inspected Slaughter									
	Weekly			Year to date			Carcass Weight lbs (October)		
	2024	2023	% chg	2024	2023	% chg	2024	2023	% chg
Quebec	3 033	3 165	-4.2 %	140 326	148 369	-5.4 %	370	368	0.6 %
Rest of Canada	66	0	-	473	0	-	333	-	-
Canada	3 099	3 165	-2.1 %	140 799	148 369	-5.1 %	369	371	-0.4 %

Source: Canadian Beef Grading Agency / Source: Canadian Food Inspection Agency (CFIA)

Domestic Exports					Imports				
Total veal (tonnes)	Jan. 1 - Oct. 31, 2024				Total veal (tonnes)	Jan. 1 - Dec. 7, 2024			
	2024	2023	% chg			2024	2023	% chg	
United States	2 807	3 128	-10.3 %		United States	339	584	-41.9 %	
United Arab Emirates	140	131	6.9 %		Australia	63	1	-	
Qatar	5	5	5.6 %		New Zealand	3 202	2 082	53.8 %	
Others	0	0	-		EU-27				
Total	2 952	3 264	-9.5 %		Netherlands	747	692	7.9 %	
					Others	418	280	49.1 %	
					EU-27 total	1165	973	19.8 %	
					Others	77	5	-	
					Total	4 846	3 643	33.0 %	

Source: Statistics Canada / Source: CFIA





United States

Week ending November 30, 2024

	Federally Inspected Slaughter			Year to date		
	2024	2023	% chg	2024	2023	% chg
Milk-fed or nature						
North East & North Central	1 710	2 466	-30.7 %	99 384	117 461	-15.4 %
Other calves	1 672	3 017	-44.6 %	89 046	153 237	-41.9 %
Total	3 382	5 483	-38.3 %	188 430	270 698	-30.4 %
Production						
Veal (million lbs)	0.7	1.0	-30.0 %	35.3	43.4	-18.7 %
Live weight (lbs)	333	280	18.9 %			
Dressed weight (lbs)	198	166	19.3 %			

Source : USDA

Pennsylvania Calf Auction				
Graded Holstein Bull Calves* November 30, 2024				
	Weight	Head	\$ / 100 lbs	
			Min	Max
Number 1	- 89 lbs	27	625.00	750.00
	90 - 120 lbs	106	500.00	725.00
	+ 120 lbs	3	450.00	550.00
	Beef Cross	56	700.00	1000.00
Number 2	- 100 lbs	22	425.00	710.00
	+ 100 lbs	20	510.00	640.00
	Beef Cross	10	625.00	1025.00
Number 3	- 100 lbs	2	325.00	375.00
	+ 100 lbs	0	0.00	0.00
	Beef Cross	0	0.00	0.00

* Does not include all head sold

North East & North Central				
(Veal Carcass, Hot Basis – Paid to Producer (Hide off, 255-315 lbs))				
Special fed : milk fed, nature				
\$US / 100 lbs	Weighted Average	Min	Max	
Non-Packer & Packers Owned	519.80	497.00	525.00	

Source : USDA

* Does not include all head sold

Source : USDA