

Veal Supply at a Glance - Canada

For week ending December 14, 2024

| Quebec Live Auction | | | | | | | | | | | |
|---|--------|-----------------------|--------|----------|--------|-----------------------|--------|--------|--------------|--------|---------|
| | Number | 2024 | | | Number | 2023 | | | Volume (YTD) | | |
| | | Price (\$ / 100 lbs) | | | | Price (\$ / 100 lbs) | | | head | | |
| Dairy Calves | (head) | Average | Min | Max | (head) | Average | Min | Max | 2024 | 2023 | % chg |
| Holstein Male | | | | | | | | | | | |
| Good 90 -120 lbs | 596 | 887.00 | 800.00 | 1 000.00 | 496 | 459.00 | 420.00 | 495.00 | 29 656 | 25 607 | 15.8 % |
| Good 121 - 140 lbs | 153 | 787.00 | 730.00 | 900.00 | 154 | 444.00 | 400.00 | 475.00 | 7 963 | 7 797 | 2.1 % |
| Average 90 - 140 lbs | 261 | 692.00 | 490.00 | 820.00 | 481 | 381.00 | 250.00 | 470.00 | 15 358 | 19 022 | -19.3 % |
| Misc. - All weights | 167 | 590.00 | 152.00 | 950.00 | 213 | 112.00 | 20.00 | 300.00 | 6 844 | 8 619 | -20.6 % |
| Holstein Female | | | | | | | | | | | |
| Good 90 -120 lbs | 56 | 820.00 | 675.00 | 960.00 | 34 | 360.00 | 250.00 | 415.00 | 2 665 | 2 261 | 17.9 % |
| Other milk breeds (all weights) | 50 | 585.00 | 50.00 | 1 130.00 | 45 | 205.00 | 20.00 | 450.00 | 2 203 | 1 113 | 97.9 % |
| Crossbreeds dairy-butcher (all weights) | 422 | 1 049.00 | 850.00 | 1 330.00 | 661 | 704.00 | 570.00 | 850.00 | 24 733 | 29 743 | -16.8 % |
| A2 Grain fed veal cattle (hide off) | 1,533 | 470.00 | n/a | n/a | 1,496 | 405.00 | n/d | n/d | 72 497 | 69 884 | 3.7 % |
| 688 lbs live / 375-419 lbs hide off | | | | | | | | | | | |

Source: Les producteurs de bovins du Québec

| Ontario Live Auction | | | | | | | | | | | |
|----------------------|--------|-----------------------|--------|----------|--------|-----------------------|--------|--------|--------------|--------|---------|
| | Number | 2024 | | | Number | 2023 | | | Volume (YTD) | | |
| | | Price (\$ / 100 lbs) | | | | Price (\$ / 100 lbs) | | | head | | |
| + 600 lbs | (head) | Average | Min | Max | (head) | Average | Min | Max | 2024 | 2023 | % chg |
| + 600 lbs | 523 | 271.12 | 240.78 | 302.43 | 582 | 228.16 | 192.34 | 245.77 | 27 143 | 28 641 | -5.2 % |
| 451 - 600 lbs | 21 | 227.08 | 198.55 | 248.07 | 25 | 170.02 | 148.96 | 211.74 | 735 | 1 303 | -43.6 % |
| 301 - 450 lbs | 41 | 318.39 | 229.50 | 395.07 | 36 | 281.50 | 180.67 | 372.34 | 1 048 | 1 492 | -29.8 % |
| 126 - 300 lbs | 117 | 710.31 | 515.55 | 969.45 | 163 | 337.29 | 190.55 | 538.28 | 6 604 | 6 463 | 2.2 % |
| - 125 lbs | 956 | 851.44 | 608.35 | 1 136.89 | 933 | 465.77 | 265.08 | 748.12 | 44 435 | 41 837 | 6.2 % |

| Federally Inspected Slaughter | | | | | | | | | |
|-------------------------------|--------------|--------------|---------------|----------------|----------------|---------------|------------------------------|------------|---------------|
| | Weekly | | | Year to date | | | Carcass Weight lbs (October) | | |
| | 2024 | 2023 | % chg | 2024 | 2023 | % chg | 2024 | 2023 | % chg |
| Quebec | 3 204 | 3 240 | -1.1 % | 143 530 | 151 609 | -5.3 % | 370 | 368 | 0.6 % |
| Rest of Canada | 1 | 0 | - | 474 | 0 | - | 333 | - | - |
| Canada | 3 205 | 3 240 | -1.1 % | 144 004 | 151 609 | -5.0 % | 369 | 371 | -0.4 % |

Source : Canadian Beef Grading Agency

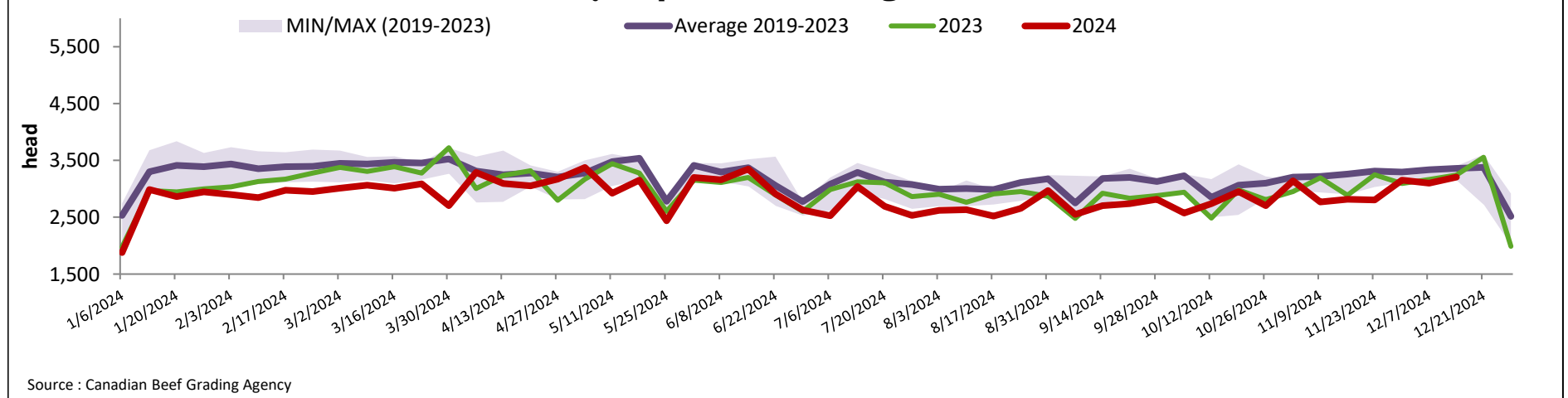
Source: Canadian Food Inspection Agency (CFIA)

| Domestic Exports | | | | | Imports | | | | |
|----------------------|------------------------|--------------|---------------|--|---------------------|------------------------|--------------|---------------|--|
| Total veal (tonnes) | Jan. 1 - Oct. 31, 2024 | | | | Total veal (tonnes) | Jan. 1 - Dec. 14, 2024 | | | |
| | 2024 | 2023 | % chg | | | 2024 | 2023 | % chg | |
| United States | 2 807 | 3 128 | -10.3 % | | United States | 343 | 587 | -41.6 % | |
| United Arab Emirates | 140 | 131 | 6.9 % | | Australia | 63 | 13 | - | |
| Qatar | 5 | 5 | 5.6 % | | New Zealand | 3 305 | 2 137 | 54.7 % | |
| Others | 0 | 0 | - | | EU-27 | | | | |
| Total | 2 952 | 3 264 | -9.5 % | | Netherlands | 756 | 696 | 8.5 % | |
| | | | | | Others | 490 | 285 | 72.1 % | |
| | | | | | EU-27 total | 1246 | 981 | 27.0 % | |
| | | | | | Others | 53 | 0 | - | |
| | | | | | Total | 5 009 | 3 718 | 34.7 % | |

Source: Statistics Canada

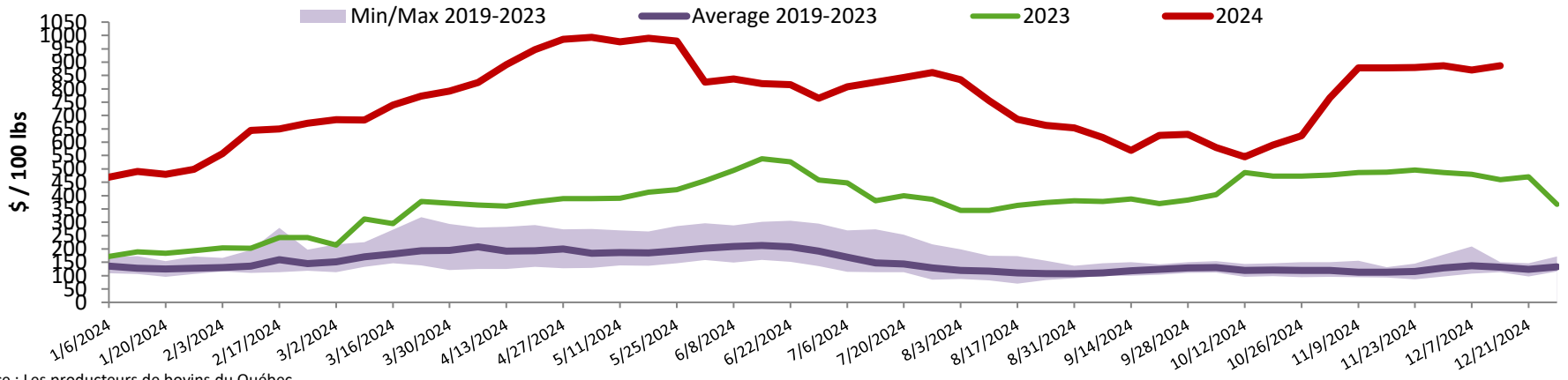
Source: CFIA

Federally Inspected Veal Slaughter - Canada



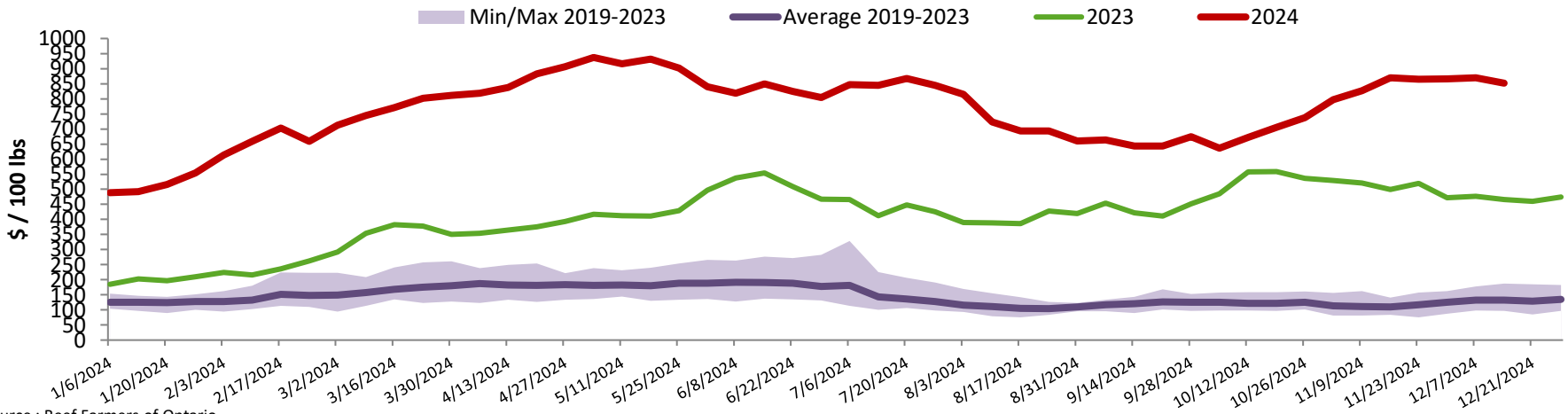
Source : Canadian Beef Grading Agency

Quebec Calf Prices - Male: Good 90-120 lbs



Source : Les producteurs de bovins du Québec

Ontario Calf Prices - 125 lbs and less



Source : Beef Farmers of Ontario

United States

Week ending December 7, 2024

| Federally Inspected Slaughter | | | | Year to date | | | Pennsylvania Calf Auction | | | | |
|---|--------------|--------------|----------------|------------------|----------------|----------------|------------------------------|-----------|--------|---------|--------|
| | 2024 | 2023 | % chg | 2024 | 2023 | % chg | December 7, 2024 | | | | |
| Milk-fed or nature | | | | | | | Graded Holstein Bull Calves* | | | | |
| North East & North Central | 1 885 | 2 345 | -19.6 % | 101 269 | 119 806 | -15.5 % | December 7, 2024 | | | | |
| Other calves | 1 599 | 3 138 | -49.0 % | 90 645 | 150 892 | -39.9 % | \$/ 100 lbs | | | | |
| Total | 3 484 | 5 483 | -36.5 % | 191 914 | 270 698 | -29.1 % | Weight | Head | Min | Max | |
| Production | | | | | | | Number 1 | - 89 lbs | 26 | 550.00 | 750.00 |
| Veal (million lbs) | 0.6 | 0.9 | -33.3 % | 35.9 | 44.3 | -19.0 % | 90 - 120 lbs | 204 | 510.00 | 710.00 | |
| Live weight (lbs) | 315 | 291 | 8.2 % | | | | + 120 lbs | 5 | 460.00 | 520.00 | |
| Dressed weight (lbs) | 187 | 172 | 8.7 % | | | | Beef Cross | 134 | 660.00 | 1075.00 | |
| Source : USDA | | | | | | | Number 2 | - 100 lbs | 62 | 475.00 | 710.00 |
| North East & North Central (Veal Carcass, Hot Basis – Paid to Producer (Hide off, 255-315 lbs)) | | | | | | | + 100 lbs | 25 | 485.00 | 835.00 | |
| | | | | | | | Beef Cross | 22 | 725.00 | 950.00 | |
| Special fed : milk fed, nature | | | | | | | Number 3 | - 100 lbs | 12 | 250.00 | 685.00 |
| \$US / 100 lbs | | | | Weighted Average | Min | Max | + 100 lbs | 2 | 325.00 | 350.00 | |
| Non-Packer & Packers Owned | | | | 520.98 | 497.00 | 525.00 | Beef Cross | 0 | 0.00 | 0.00 | |

Source : USDA

Source : USDA