



## Veal Supply at a Glance - Canada

For week ending December 28, 2024

Quebec Live Auction											
Dairy Calves	Number	2024			Number	2023			Volume (YTD)		
		Price ( \$ / 100 lbs)				Price ( \$ / 100 lbs)			head		
Holstein Male	(head)	Average	Min	Max	(head)	Average	Min	Max	2024	2023	% chg
Good 90 -120 lbs	444	863.00	800.00	920.00	264	444.00	420.00	470.00	30 780	26 452	16.4 %
Good 121 - 140 lbs	118	791.00	730.00	840.00	112	426.00	400.00	450.00	8 257	8 085	2.1 %
Average 90 - 140 lbs	114	731.00	530.00	850.00	313	385.00	300.00	440.00	15 655	19 813	-21.0 %
Misc. - All weights	82	723.00	272.00	930.00	131	117.00	20.00	250.00	7 109	8 959	-20.6 %
Holstein Female											
Good 90 -120 lbs	29	812.00	750.00	870.00	25	367.00	300.00	415.00	2 753	2 330	18.2 %
Other milk breeds (all weights)	11	228.00	50.00	560.00	5	180.00	40.00	370.00	2 271	1 157	96.3 %
Crossbreeds dairy-butcher (all weights)	273	1 049.00	880.00	1 260.00	442	713.00	600.00	800.00	25 415	30 955	-17.9 %
A2 Grain fed veal cattle (hide off)	1,457	475.00	n/a	n/a	1,148	415.00	n/d	n/d	75 288	71 697	5.0 %
688 lbs live / 375-419 lbs hide off											

Source: Les producteurs de bovins du Québec

Ontario Live Auction											
	Number	2024***			Number	2023			Volume (YTD)		
		Price ( \$ / 100 lbs)				Price ( \$ / 100 lbs)			head		
	(head)	Average	Min	Max	(head)	Average	Min	Max	2024***	2023	% chg
+ 600 lbs	0	0.00	0.00	0.00	405	224.34	187.14	250.37	0	29 609	
451 - 600 lbs	0	0.00	0.00	0.00	10	208.72	182.00	240.00	0	1 337	
301 - 450 lbs	0	0.00	0.00	0.00	3	113.67	108.67	118.67	0	1 517	
126 - 300 lbs	0	0.00	0.00	0.00	30	408.16	145.65	707.91	0	6 611	
- 125 lbs	0	0.00	0.00	0.00	507	474.74	262.31	790.38	0	43 219	

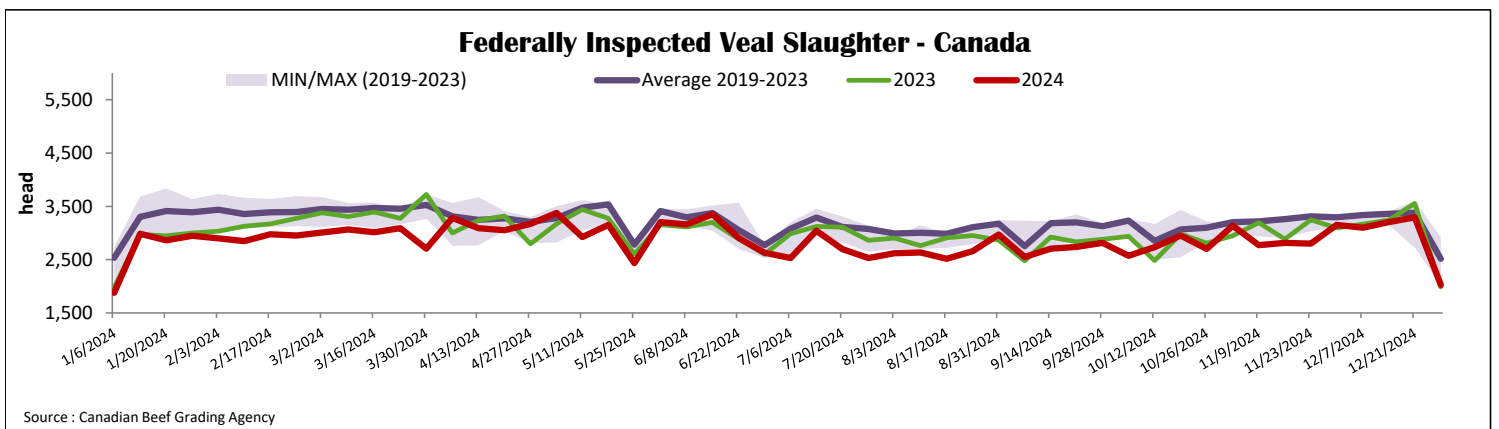
\*\*\*Weekly data currently unavailable

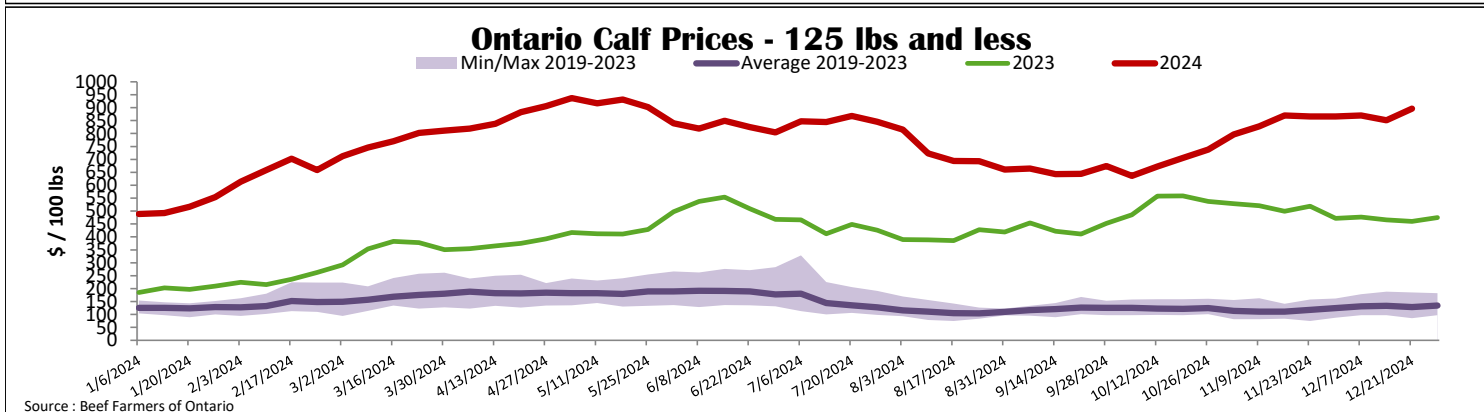
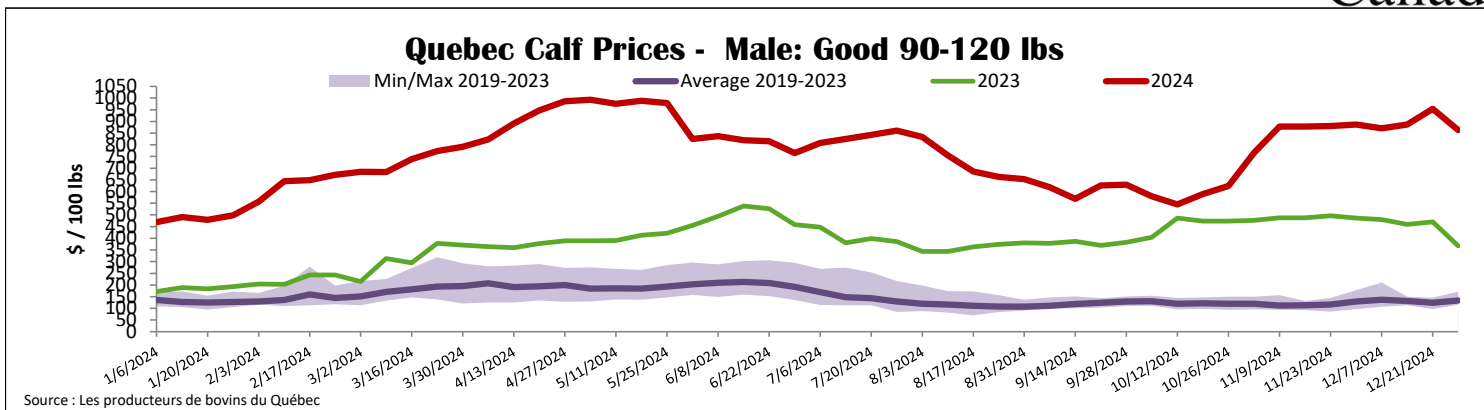
Federally Inspected Slaughter									
	Weekly			Year to date			Carcass Weight lbs (October)		
	2024	2023	% chg	2024	2023	% chg	2024	2023	% chg
Quebec	2 029	1 987	2.1 %	148 835	157 149	-5.3 %	370	368	0.6 %
Rest of Canada	0	0	-	491	0	-	333	-	-
<b>Canada</b>	<b>2 029</b>	<b>1 987</b>	<b>2.1 %</b>	<b>149 326</b>	<b>157 149</b>	<b>-5.0 %</b>	<b>369</b>	<b>371</b>	<b>-0.4 %</b>

Source: Canadian Beef Grading Agency / Source: Canadian Food Inspection Agency (CFIA)

Domestic Exports					Imports				
Total veal (tonnes)	Jan. 1 - Oct. 31, 2024				Total veal (tonnes)	Jan. 1 - Dec. 28, 2024			
	2024	2023	% chg			2024	2023	% chg	
United States	2 807	3 128	-10.3 %		United States	343	590	-42.0 %	
United Arab Emirates	140	131	6.9 %		Australia	71	13	-	
Qatar	5	5	5.6 %		New Zealand	3 459	2 156	60.5 %	
Others	0	0	-		<b>EU-27</b>				
<b>Total</b>	<b>2 952</b>	<b>3 264</b>	<b>-9.5 %</b>		Netherlands	805	701	14.9 %	
					Others	481	280	71.7 %	
					<b>EU-27 total</b>	<b>1286</b>	<b>981</b>	<b>31.1 %</b>	
					Others	77	5	-	
					<b>Total</b>	<b>5 236</b>	<b>3 745</b>	<b>39.8 %</b>	

Source: Statistics Canada / Source: CFIA





## United States

Week ending December 21, 2024

	Federally Inspected Slaughter			Year to date		
	2024	2023	% chg	2024	2023	% chg
Milk-fed or nature						
North East & North Central	1 820	2 867	-36.5 %	105 210	125 320	-16.0 %
Other calves	1 737	2 509	-30.8 %	95 261	155 989	-38.9 %
<b>Total</b>	<b>3 557</b>	<b>5 376</b>	<b>-33.8 %</b>	<b>200 471</b>	<b>281 309</b>	<b>-28.7 %</b>
Production						
Veal (million lbs)	0.7	0.9	-22.2 %	37.3	46.1	-19.1 %
Live weight (lbs)	329	296	11.1 %			
Dressed weight (lbs)	195	175	11.4 %			

Source : USDA

		Pennsylvania Calf Auction			
		December 21, 2024			
		\$ / 100 lbs			
		Weight	Head	Min	Max
Number 1	- 89 lbs	73	610.00	785.00	
	90 - 120 lbs	258	575.00	775.00	
	+ 120 lbs	9	500.00	630.00	
Number 2	Beef Cross	158	685.00	1150.00	
	- 100 lbs	75	500.00	775.00	
	+ 100 lbs	52	475.00	685.00	
Number 3	Beef Cross	40	620.00	1000.00	
	- 100 lbs	33	100.00	575.00	
	+ 100 lbs	11	125.00	660.00	
	Beef Cross	7	420.00	580.00	

North East & North Central				
(Veal Carcass, Hot Basis – Paid to Producer (Hide off, 255-315 lbs))				
Special fed : milk fed, nature				
\$US / 100 lbs	Weighted Average	Min	Max	
Non-Packer & Packers Owned	522.21	497.00	525.00	

Source : USDA

\* Does not include all head sold

Source : USDA