



Veal Supply at a Glance - Canada

For week ending January 11, 2025

Quebec Live Auction											
Dairy Calves	Number	2025			Number	2024			Volume (YTD)		
		Price (\$ / 100 lbs)				Price (\$ / 100 lbs)			head		
Holstein Male	(head)	Average	Min	Max	(head)	Average	Min	Max	2025	2024	% chg
Good 90 -120 lbs	787	874.00	750.00	1 010.00	447	491.00	450.00	540.00	1 224	1 003	22.0 %
Good 121 - 140 lbs	281	775.00	700.00	840.00	231	463.00	420.00	505.00	423	429	-1.4 %
Average 90 - 140 lbs	276	688.00	400.00	880.00	510	404.00	200.00	535.00	439	837	-47.6 %
Misc. - All weights	268	680.00	300.00	980.00	144	126.00	12.00	350.00	360	296	21.6 %
Holstein Female											
Good 90 -120 lbs	88	853.00	700.00	995.00	31	435.00	350.00	480.00	107	84	27.4 %
Other milk breeds (all weights)	34	700.00	85.00	900.00	42	186.00	50.00	460.00	40	67	-40.3 %
Crossbreeds dairy-butcher (all weights)	664	966.00	850.00	1 090.00	251	540.00	280.00	690.00	973	887	9.7 %
A2 Grain fed veal cattle (hide off)	1,499	480.00	n/a	n/a	1,396	350.00	n/d	n/d	2 959	2 823	4.8 %
688 lbs live / 375-419 lbs hide off											

Source: Les producteurs de bovins du Québec

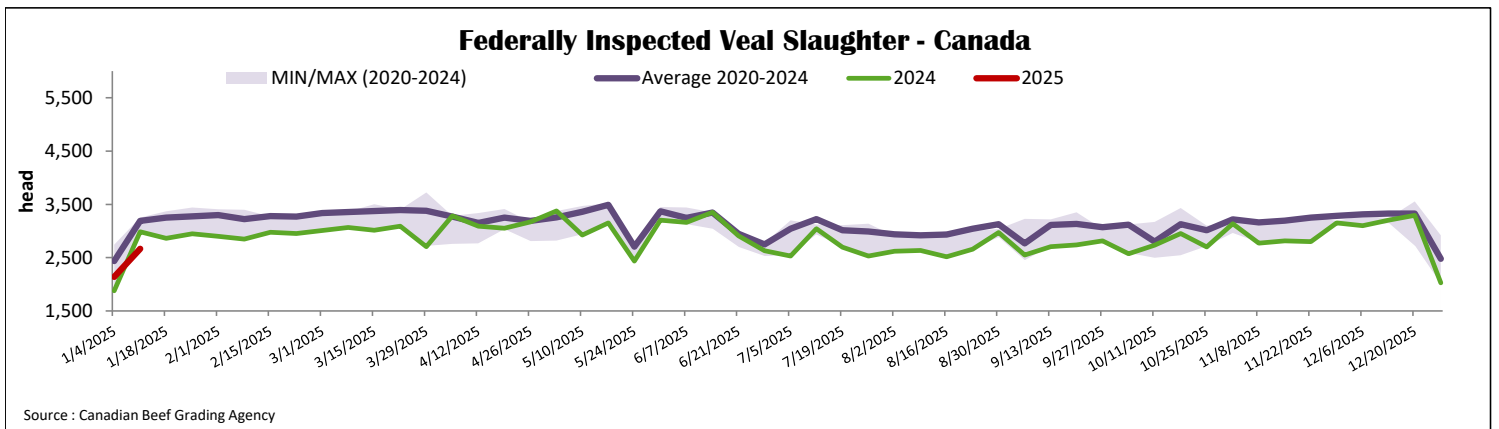
Ontario Live Auction											
	Number	2025			Number	2024			Volume (YTD)		
		Price (\$ / 100 lbs)				Price (\$ / 100 lbs)			head		
	(head)	Average	Min	Max	(head)	Average	Min	Max	2025	2024	% chg
+ 600 lbs	686	272.68	241.87	304.38	602	231.55	208.23	255.09	686	890	-22.9 %
451 - 600 lbs	31	244.09	202.58	285.06	17	194.34	160.53	217.18	31	22	40.9 %
301 - 450 lbs	22	357.19	274.40	406.90	10	203.72	182.49	235.50	22	14	57.1 %
126 - 300 lbs	222	768.59	520.81	1 055.53	234	396.44	254.12	599.91	222	305	-27.2 %
- 125 lbs	1 029	901.89	626.23	1 278.10	1 029	492.67	357.22	737.21	1 029	1 614	-36.2 %

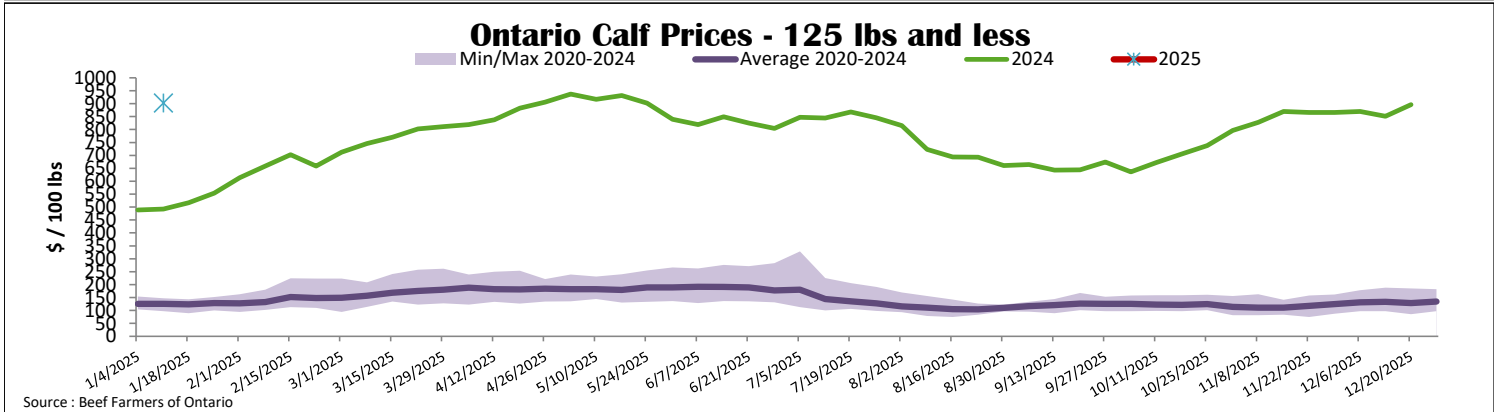
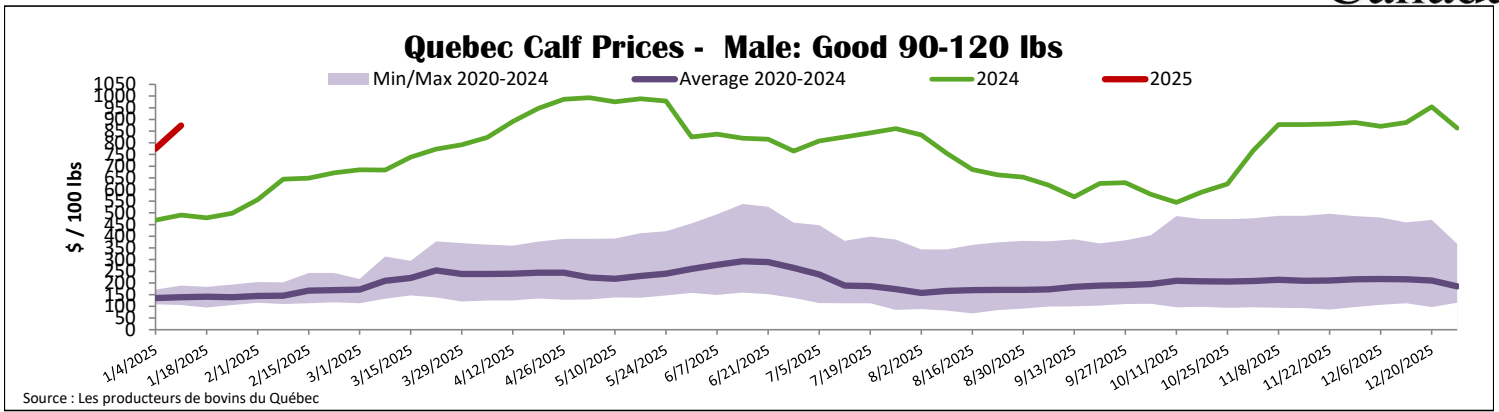
Federally Inspected Slaughter									
	Weekly			Year to date			Carcass Weight lbs (November)		
	2025	2024	% chg	2025	2024	% chg	2024	2023	% chg
Quebec	2 666	2 985	-10.7 %	4 805	4 863	-1.2 %	369	368	0.4 %
Rest of Canada	0	0	-	0	0	-	335	-	-
Canada	2 666	2 985	-10.7 %	4 805	4 863	-1.2 %	369	371	-0.4 %

Source : Canadian Beef Grading Agency Source: Canadian Food Inspection Agency (CFIA)

Domestic Exports					Imports				
Total veal (tonnes)	Jan. 1 - Nov. 30, 2024	2024			Total veal (tonnes)	Jan. 1 - Jan. 11, 2025	2025		
		2023	% chg				2024	% chg	
United States		3 131	3 617	-13.4 %	United States		0	5	
United Arab Emirates		162	177	-8.9 %	Australia		0	0	-
Qatar		7	5	45.0 %	New Zealand		0	30	
Others		0	0	-	EU-27				
Total		3 300	3 800	-13.2 %	Netherlands		3	20	-84.0 %
					Others		0	0	
					EU-27 total		3	20	-84.0 %
					Others		0	0	-
					Total		3	55	-94.2 %

Source: Statistics Canada Source: CFIA





United States

Week ending January 4, 2025

	Federally Inspected Slaughter			Year to date		
	2025	2024	% chg	2025	2024	% chg
Milk-fed or nature						
North East & North Central	1 606	1 892	-15.1 %	1 606	1 892	-15.1 %
Other calves	1 385	2 624	-47.2 %	1 385	2 624	-47.2 %
Total	2 991	4 516	-33.8 %	2 991	4 516	-33.8 %
Production						
Veal (million lbs)	0.6	0.8	-25.0 %	0.6	0.8	-25.0 %
Live weight (lbs)	321	291	10.3 %			
Dressed weight (lbs)	191	172	11.0 %			

Source : USDA

Pennsylvania Calf Auction				
Graded Holstein Bull Calves*				
January 4, 2025				
			\$ / 100 lbs	
	Weight	Head	Min	Max
Number 1	- 89 lbs	61	610.00	785.00
	90 - 120 lbs	274	560.00	775.00
	+ 120 lbs	11	460.00	610.00
Number 2	Beef Cross	151	650.00	1125.00
	- 100 lbs	64	475.00	750.00
	+ 100 lbs	56	435.00	665.00
Number 3	Beef Cross	57	600.00	875.00
	- 100 lbs	30	340.00	585.00
	+ 100 lbs	10	350.00	450.00
	Beef Cross	4	400.00	700.00

North East & North Central				
(Veal Carcass, Hot Basis – Paid to Producer (Hide off, 255-315 lbs))				
Special fed : milk fed, nature				
\$US / 100 lbs	Weighted Average	Min	Max	
Non-Packer & Packers Owned	521.99	510.00	525.00	

Source : USDA

* Does not include all head sold

Source : USDA