

Veal Supply at a Glance - Canada

For week ending January 4, 2025

Quebec Live Auction											
Dairy Calves	Number	2025			Number	2024			Volume (YTD)		
		Price (\$ / 100 lbs)				Price (\$ / 100 lbs)			head		
Holstein Male	(head)	Average	Min	Max	(head)	Average	Min	Max	2025	2024	% chg
Good 90 -120 lbs	437	775.00	700.00	850.00	556	469.00	420.00	515.00	437	556	-21.4 %
Good 121 - 140 lbs	142	711.00	650.00	770.00	198	450.00	380.00	480.00	142	198	-28.3 %
Average 90 - 140 lbs	163	621.00	460.00	760.00	327	383.00	250.00	480.00	163	327	-50.2 %
Misc. - All weights	92	513.00	145.00	700.00	152	161.00	30.00	345.00	92	152	-39.5 %
Holstein Female											
Good 90 -120 lbs	19	718.00	610.00	800.00	53	404.00	350.00	505.00	19	53	-64.2 %
Other milk breeds (all weights)	6	235.00	20.00	500.00	25	184.00	50.00	480.00	6	25	-76.0 %
Crossbreeds dairy-butcher (all weights)	309	1 054.00	800.00	1 240.00	636	676.00	540.00	800.00	309	636	-51.4 %
A2 Grain fed veal cattle (hide off)	1,460	480.00	n/a	n/a	1,427	415.00	n/d	n/d	1 460	1 427	2.3 %
688 lbs live / 375-419 lbs hide off											

Source: Les producteurs de bovins du Québec

Ontario Live Auction											
	Number	2025***			Number	2024			Volume (YTD)		
		Price (\$ / 100 lbs)				Price (\$ / 100 lbs)			head		
	(head)	Average	Min	Max	(head)	Average	Min	Max	2025***	2024	% chg
+ 600 lbs	0	0.00	0.00	0.00	288	239.67	213.86	260.82	0	288	
451 - 600 lbs	0	0.00	0.00	0.00	5	176.50	165.00	183.94	0	5	
301 - 450 lbs	0	0.00	0.00	0.00	4	139.05	121.00	161.65	0	4	
126 - 300 lbs	0	0.00	0.00	0.00	71	379.88	191.07	711.34	0	71	
- 125 lbs	0	0.00	0.00	0.00	585	488.78	342.74	754.36	0	585	

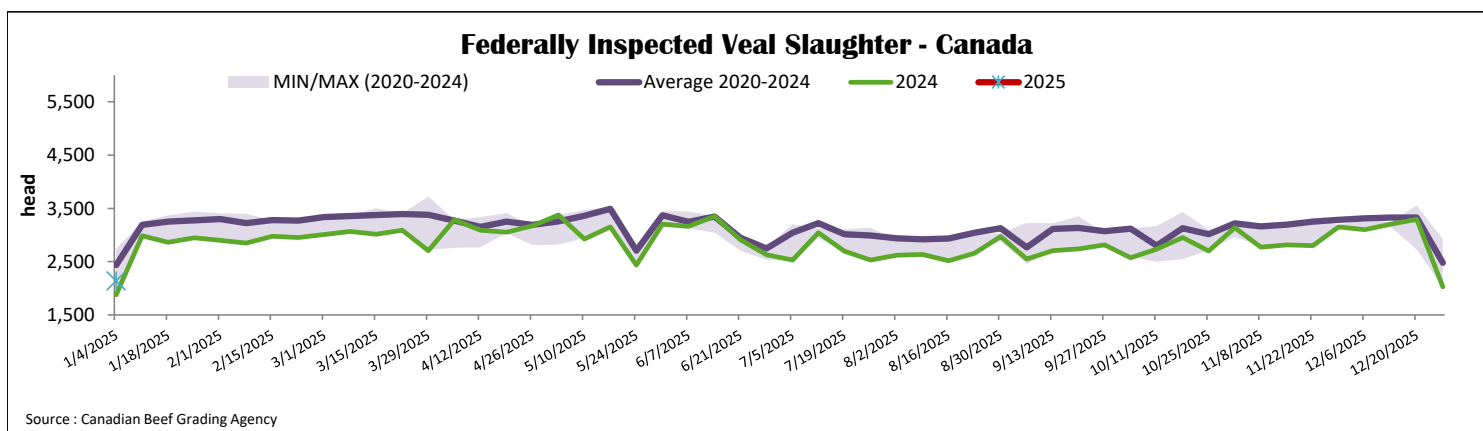
***Weekly data currently unavailable

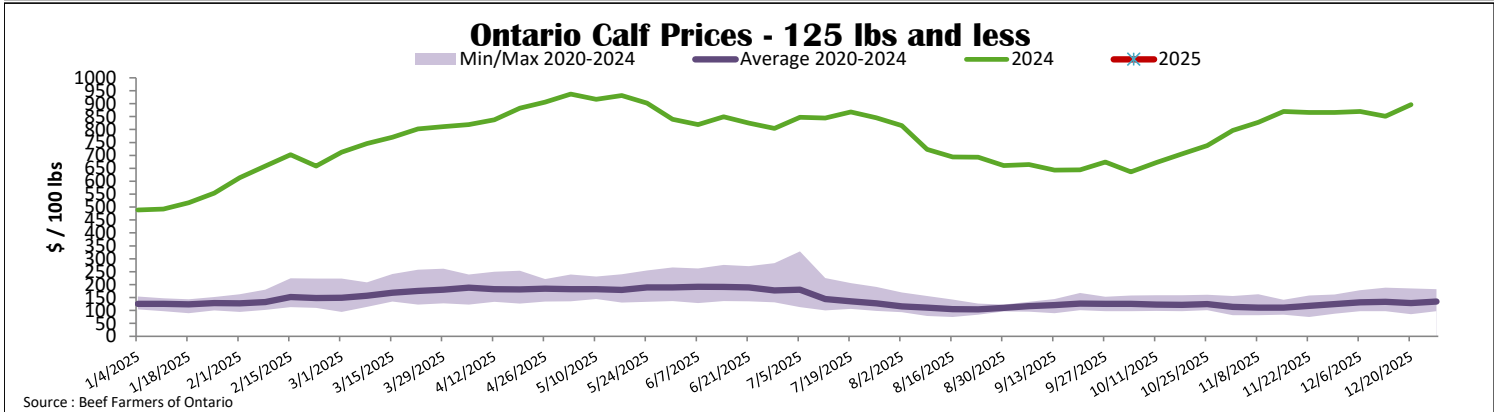
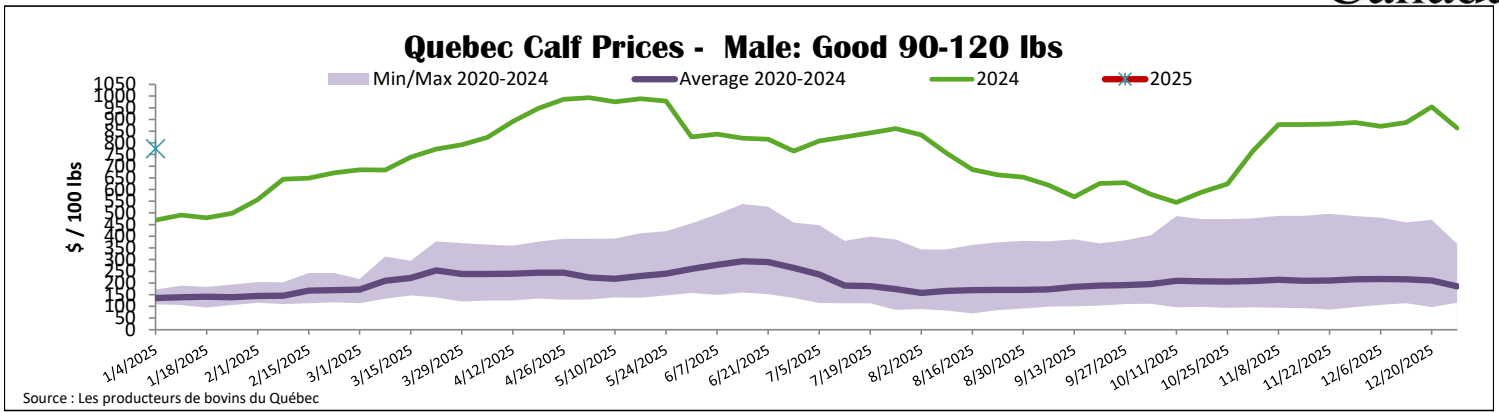
Federally Inspected Slaughter									
	Weekly			Year to date			Carcass Weight lbs (November)		
	2025	2024	% chg	2025	2024	% chg	2024	2023	% chg
Quebec	2 139	1 878	13.9 %	2 139	1 878	13.9 %	369	368	0.5 %
Rest of Canada	0	0	-	0	0	-	373	-	-
Canada	2 139	1 878	13.9 %	2 139	1 878	13.9 %	369	371	-0.4 %

Source: Canadian Beef Grading Agency / Source: Canadian Food Inspection Agency (CFIA)

Domestic Exports					Imports				
Total veal (tonnes)	Jan. 1 - Nov. 30, 2024				Total veal (tonnes)	Jan. 1 - Jan. 4, 2025			
	2024	2023	% chg			2025	2024	% chg	
United States	3 131	3 617	-13.4 %		United States	0	4		
United Arab Emirates	162	177	-8.9 %		Australia	0	0		-
Qatar	7	5	45.0 %		New Zealand	0	0		
Others	0	0	-		EU-27				
Total	3 300	3 800	-13.2 %		Netherlands	3	18		-82.2 %
					Others	0	0		
					EU-27 total	3	18		-82.2 %
					Others	0	0		
					Total	3	22		-85.5 %

Source: Statistics Canada / Source: CFIA





United States

Week ending December 28, 2024

Federally Inspected Slaughter							Pennsylvania Calf Auction				
		Weekly		Year to date			December 28, 2024				
	2024	2023	% chg	2024	2023	% chg	Graded Holstein Bull Calves*				
Milk-fed or nature							\$ / 100 lbs				
North East & North Central	1 574	1 936	-18.7 %	106 784	127 256	-16.1 %		Weight	Head	Min	Max
Other calves	1 426	2 330	-38.8 %	96 687	158 319	-38.9 %	Number 1	- 89 lbs	63	600.00	800.00
Total	3 000	4 266	-29.7 %	203 471	285 575	-28.8 %		90 - 120 lbs	210	560.00	785.00
Production								+ 120 lbs	6	510.00	630.00
Veal (million lbs)	0.6	0.7	-14.3 %	37.9	46.8	-19.0 %		Beef Cross	117	610.00	1075.00
Live weight (lbs)	313	291	7.6 %				Number 2	- 100 lbs	33	450.00	760.00
Dressed weight (lbs)	186	171	8.8 %					+ 100 lbs	39	450.00	700.00
								Beef Cross	32	650.00	950.00
							Number 3	- 100 lbs	10	310.00	585.00
								+ 100 lbs	6	550.00	585.00
								Beef Cross	2	360.00	480.00
							* Does not include all head sold				

Source : USDA

Source : USDA