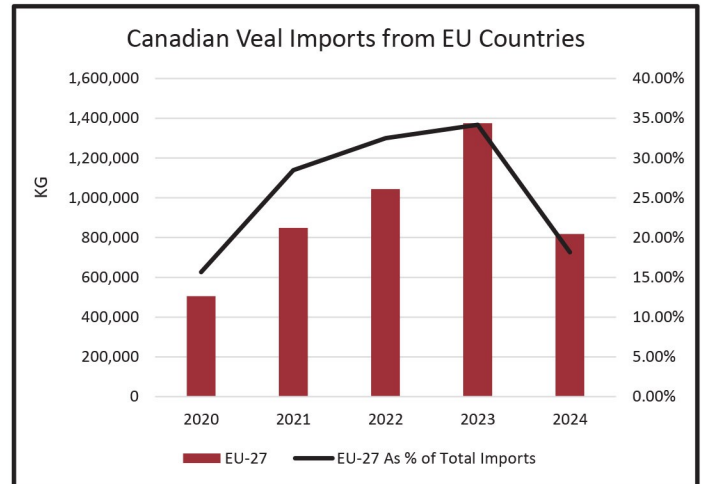
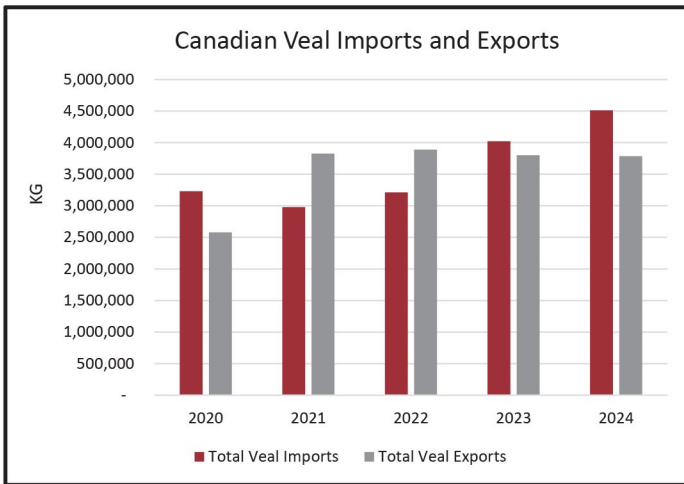
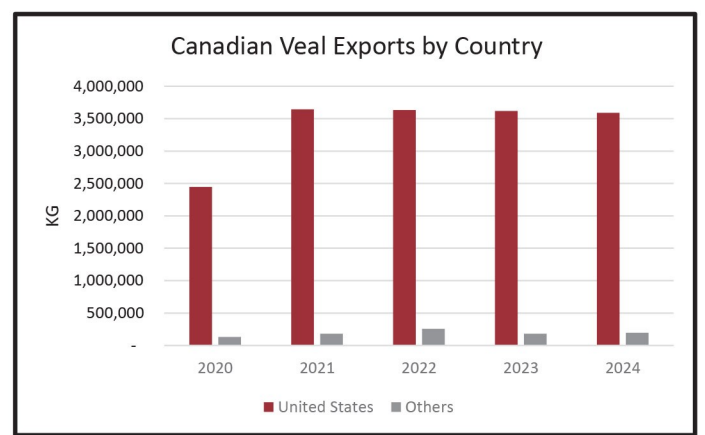
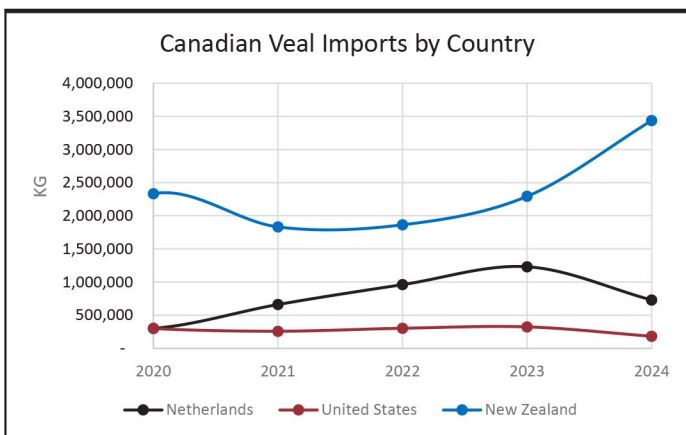


A quarterly snapshot of Canada's veal trade



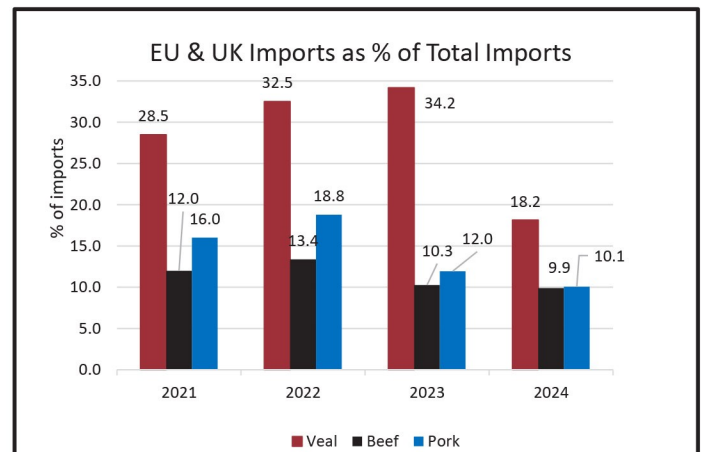
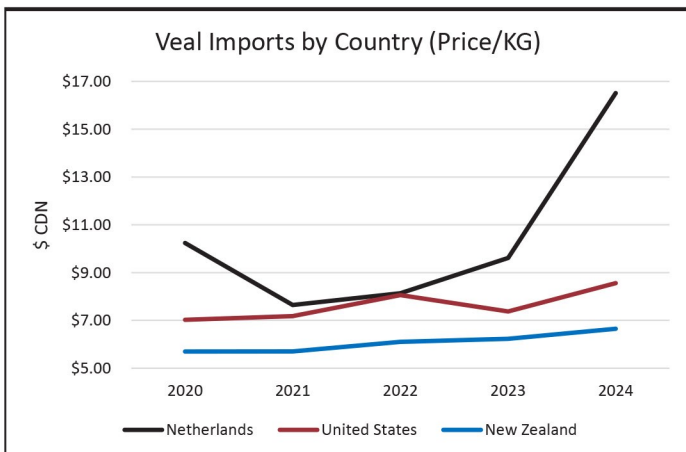
In the latter half of 2024 veal imports significantly exceed exports. 2024 imports (by volume) have risen by 12% compared with volumes in 2023. Exports remain slightly below 2023 levels.

The volume of veal imports from the EU represents 18% of Canada's total veal imports (black line). Imports from the EU fell sharply in 2024 replaced by cheaper cuts from New Zealand. In addition to the Netherlands, Italy is also a predominant source of European imports.



Imports from the United States are consistent with 2023 levels. Imports from the Netherlands have decreased by half compared to this time in 2023. New Zealand's share of Canada's veal imports has grown significantly in 2024.

Veal exports to the United States have declined slightly in 2024 compared to the previous year. The balance of Canada's veal exports, which are sent to the Middle East, remain steady.



The per kilogram price of veal imported from the Netherlands rose significantly in 2024 and remains higher than other countries. The value of American cuts rose slightly in 2024, while the value of New Zealand imports held relatively steady.

When compared to other red meat categories, the share of veal being imported into Canada from the EU and UK is consistently two to three times higher.

Data retrieved from AAFC and Statistics Canada, red meat section.