

Veal Supply at a Glance-Canada

For the week ending 2025-Aug-09

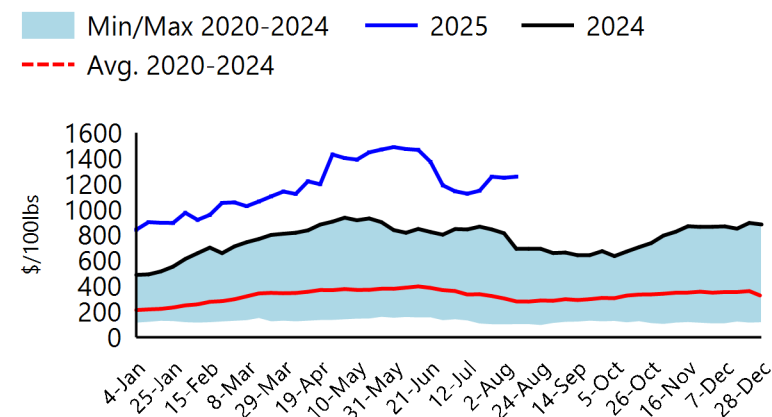
Québec Live Auction

	2025				2024				Year-to-Date Head		
	Price (\$CAN/100 lbs)				Price (\$CAN/100 lbs)				2025	2024	% chg
	Head	Average	Min	Max	Head	Average	Min	Max			
Holstein Male											
Good 90 -120 LB	778	1,133	1,000	1,275	559	755	600	840	20,279	18,153	11.7%
Good 121-140 LB	169	1,034	920	1,150	156	707	600	780	5,544	5,059	9.6%
Average 90-140 LB	172	856	600	1,080	428	583	300	760	6,452	10,269	-37.2%
Misc Holstein Calf All Weights	107	429	200	1,130	242	147	14	500	5,376	4,268	26.0%
Holstein Female											
Good 90 - 120 LB	77	1,027	900	1,190	41	723	500	800	1,966	1,740	13.0%
Crossbreeds Dairy-Butcher All	396	1,670	1,110	2,230	413	996	400	1,250	13,254	14,646	-9.5%
Other Milk Breeds All Weights	48	623	15	1,225	54	357	50	820	1,404	1,031	36.2%
Grain Fed Veal - hide off	1,437	535			1,166	425			47,741	47,672	0.1%

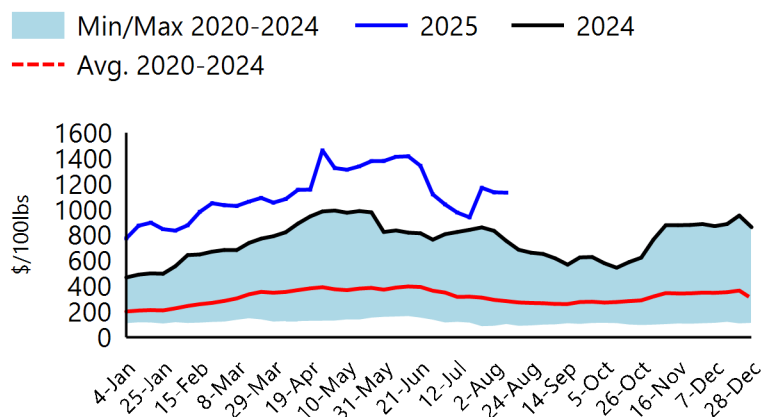
Ontario Live Auction

	2025				2024				Year-to-Date Head		
	Price (\$CAN/100 lbs)				Price (\$CAN/100 lbs)				2025	2024	% chg
	Head	Average	Min	Max	Head	Average	Min	Max			
125 lbs and less	1,010	1,258	849	1,870	515	693	394	1,006	28,132	27,456	2.5%
126-300 lbs	118	1,001	681	1,504	125	576	364	875	4,221	4,312	-2.1%
301-450 lbs	19	627	371	752	13	286	271	308	583	629	-7.3%
451-600 lbs	8	254	239	269	15	200	177	221	364	470	-22.6%
Over 600 lbs	440	316	282	349	610	242	218	269	16,735	18,344	-8.8%

Ontario Calf Prices - 125 lbs and less



Québec Calf Prices - Male: Good 90-120 lbs



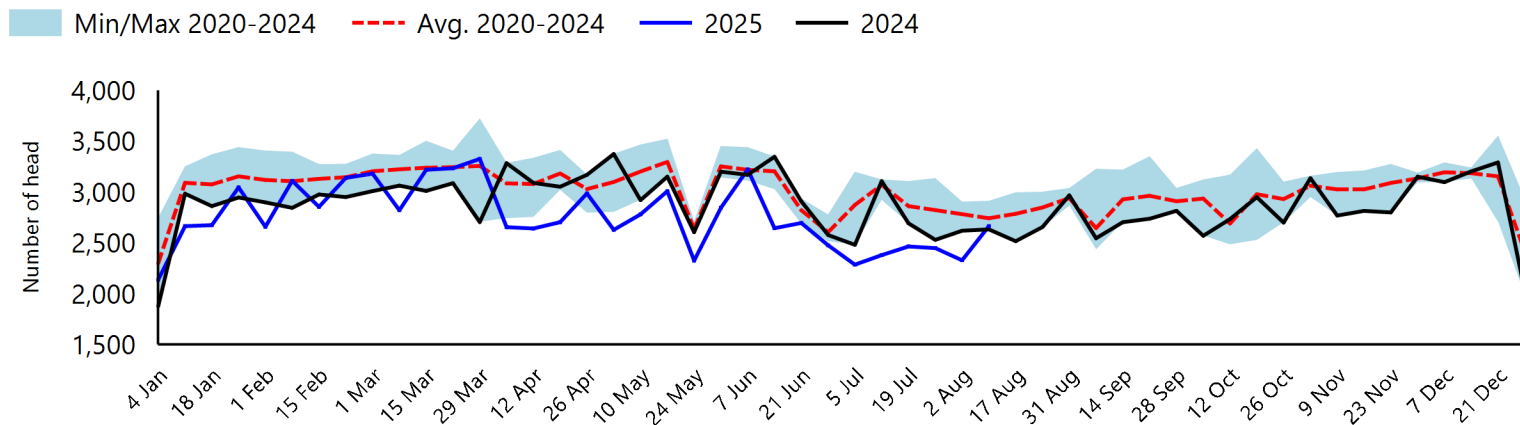
Veal Supply at a Glance-Canada

For the week ending 2025-Aug-09

Canadian Federally Inspected Slaughter

	Weekly Head			Year-to-Date Head			YTD Carcass Weight (lbs)		
	2025	2024	% Chg	2025	2024	% Chg	Jun-2025	Jun-2024	% Chg
Québec	2,666	2,593	2.8%	87,459	92,968	-5.9%	366	369	-1.0%
Rest of Canada	0	41	-100.0%	843	209	303.3%	366	369	-1.0%
Canada	2,666	2,634	1.2%	88,302	93,177	-5.2%			

Canadian Federally Inspected Calf Slaughter

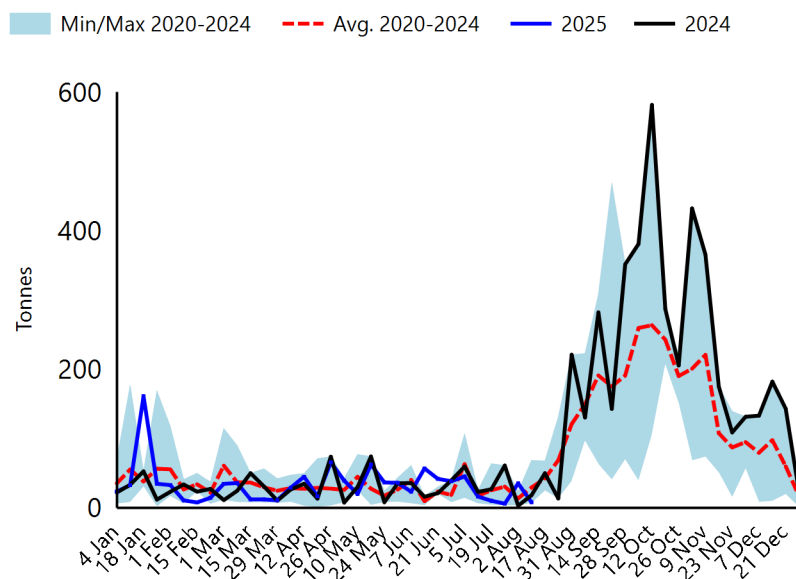


Sources: Canadian Beef Grading Agency, Canadian Food Inspection Agency
For Additional Data: [Red meat and livestock slaughter and carcass weights - agriculture.canada.ca](https://agriculture.canada.ca/red-meat-and-livestock-slaughter-and-carcass-weights)

Trade-Year to Date Canadian Imports and Exports

Year-to-date Veal Imports (tonnes)			
	2025	2024	% Chg
United States	80.8	248.4	-67.5%
Australia	18.4	59.0	-68.8%
New Zealand	192.5	56.4	241.5%
Total EU 27	743.2	541.7	37.2%
<i>Netherlands</i>	<i>547.9</i>	<i>336.4</i>	<i>62.9%</i>
<i>Other EU 27</i>	<i>195.3</i>	<i>205.2</i>	<i>-4.9%</i>
Others	16.5	52.7	-68.6%
Total	1,051.4	958.1	9.7%
Year-to-date Veal Exports (tonnes)			
	Jun-2025	Jun-2024	% Chg
United States	2,599.3	1,488.3	74.6%
United Arab Emirates	92.6	86.5	7.1%
Qatar	6.6	0.0	∞
Others	0.7	0.0	NaN
Total	2,699.2	1,574.8	71.4%

Veal Imports



Sources: Statistics Canada, Canadian Food Inspection Agency
For Additional Data: [Red meat trade reports - agriculture.canada.ca](https://agriculture.canada.ca/red-meat-trade-reports)

Veal Supply at a Glance-Canada

For the week ending 2025-Aug-09

United States Market for the Week Ending 2025-Aug-02

United States Federally Inspected Slaughter

	Current Week			Year-to-Date		
	2025	2024	% Chg	2025	2024	% Chg
Head Slaughtered (Head)	2,025	3,777	-46.4%	74,319	126,880	-41.4%
Meat Production ('000 lbs)	400	700	-42.9%	14,800	23,600	-37.3%
Live Weight (lbs)	345	323	6.8%			
Dressed Weight (lbs)	205	193	6.2%			

United States Prices

Pennsylvania Calf Auction Results				Veal Carcass Price, Northeast and North Central (Hide off, 255-315 lbs)	
\$USD/100 lbs				\$USD/100lbs	
Head	Low Price	High Price		2025	2024
				\$575.09	\$490.79

Sources: United States Department of Agriculture

For Additional Data: [Actual Slaughter Under Federal Inspection](#), [Pennsylvania Cattle Auction](#), [Carlot Veal Carcass Report](#)

Prepared by Agriculture and Agri-food Canada

For more information, visit <https://agriculture.canada.ca/red-meat>

Or email: aa.fc.redmeat-vianderouge.aac@agr.gc.ca