

Veal Supply at a Glance-Canada

For the week ending 2025-Jul-26

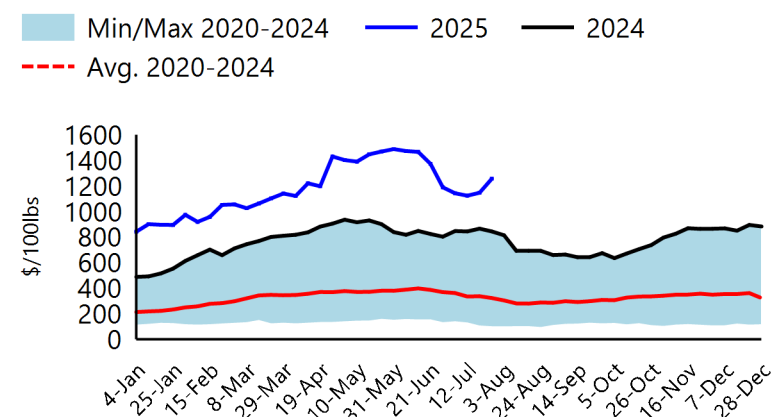
Québec Live Auction

	2025				2024				Year-to-Date Head		
	Price (\$CAN/100 lbs)				Price (\$CAN/100 lbs)				2025	2024	% chg
	Head	Average	Min	Max	Head	Average	Min	Max			
Holstein Male											
Good 90 -120 LB	689	1,171	1,000	1,350	627	861	800	930	18,785	16,940	10.9%
Good 121-140 LB	156	1,054	920	1,200	150	780	730	840	5,229	4,773	9.6%
Average 90-140 LB	172	836	500	1,120	236	706	425	870	6,029	9,544	-36.8%
Misc Holstein Calf All Weights	203	767	160	1,340	119	312	18	720	5,072	3,842	32.0%
Holstein Female											
Good 90 - 120 LB	70	1,006	860	1,220	68	808	740	880	1,815	1,638	10.8%
Crossbreeds Dairy-Butcher All	379	1,666	1,125	2,000	386	1,079	800	1,280	12,399	13,844	-10.4%
Other Milk Breeds All Weights	55	715	20	1,450	39	571	20	950	1,312	915	43.4%
Grain Fed Veal - hide off	1,327	530			1,041	415			44,794	45,210	-0.9%

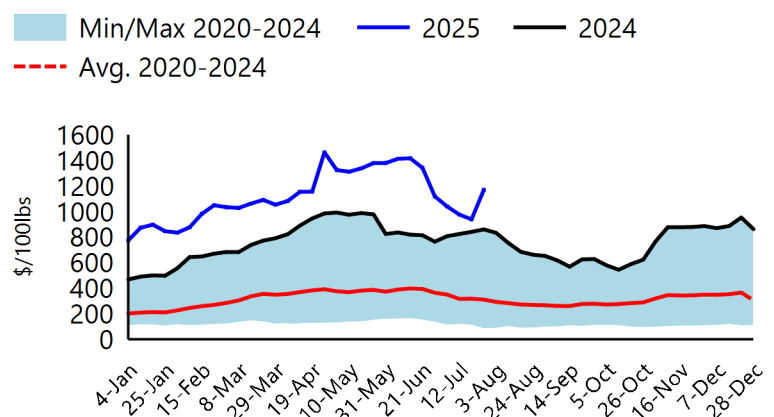
Ontario Live Auction

	2025				2024				Year-to-Date Head		
	Price (\$CAN/100 lbs)				Price (\$CAN/100 lbs)				2025	2024	% chg
	Head	Average	Min	Max	Head	Average	Min	Max			
125 lbs and less	1,005	1,258	832	1,892	1,002	845	597	1,218	26,151	25,893	1.0%
126-300 lbs	117	973	724	1,374	100	681	457	1,002	3,981	4,064	-2.0%
301-450 lbs	8	375	375	375	7	264	240	274	548	604	-9.3%
451-600 lbs	9	243	187	309	6	217	212	223	347	448	-22.5%
Over 600 lbs	554	298	263	337	526	234	213	255	15,838	17,235	-8.1%

Ontario Calf Prices - 125 lbs and less



Québec Calf Prices - Male: Good 90-120 lbs





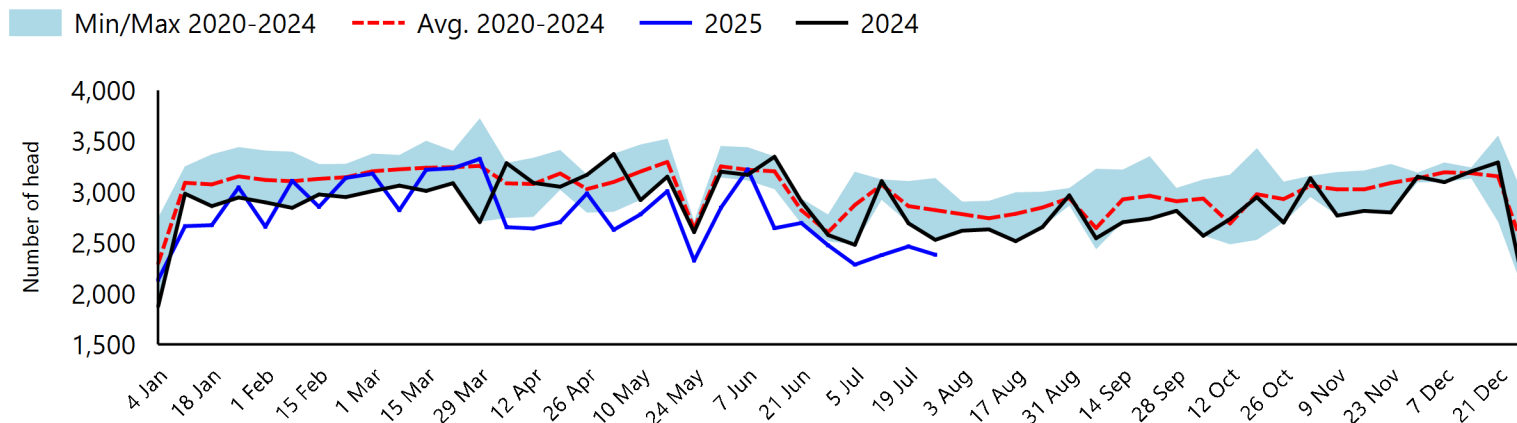
Veal Supply at a Glance-Canada

For the week ending 2025-Jul-26

Canadian Federally Inspected Slaughter

	Weekly Head			Year-to-Date Head			YTD Carcass Weight (lbs)		
	2025	2024	% Chg	2025	2024	% Chg	Jun-2025	Jun-2024	% Chg
Québec	2,385	2,531	-5.8%	82,398	87,770	-6.1%	364	369	-1.4%
Rest of Canada	0	0	NaN	843	152	454.6%	364	369	-1.4%
Canada	2,385	2,531	-5.8%	83,241	87,922	-5.3%			

Canadian Federally Inspected Calf Slaughter

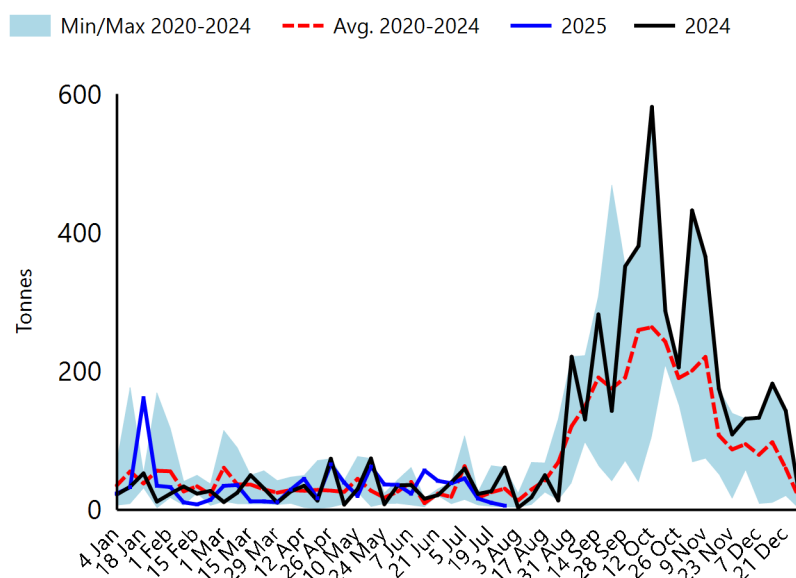


Sources: Canadian Beef Grading Agency, Canadian Food Inspection Agency
For Additional Data: [Red meat and livestock slaughter and carcass weights - agriculture.canada.ca](https://agriculture.canada.ca/red-meat-and-livestock-slaughter-and-carcass-weights)

Trade-Year to Date Canadian Imports and Exports

Year-to-date Veal Imports (tonnes)			
	2025	2024	% Chg
United States	77.3	245.0	-68.5%
Australia	18.4	53.5	-65.6%
New Zealand	192.5	56.4	241.5%
Total EU 27	703.7	529.6	32.9%
<i>Netherlands</i>	<i>514.0</i>	<i>324.3</i>	<i>58.5%</i>
<i>Other EU 27</i>	<i>189.7</i>	<i>205.2</i>	<i>-7.5%</i>
Others	16.5	52.7	-68.6%
Total	1,008.4	937.1	7.6%
Year-to-date Veal Exports (tonnes)			
	May-2025	May-2024	% Chg
United States	2,113.2	1,182.9	78.6%
United Arab Emirates	77.5	73.6	5.3%
Qatar	6.6	0.0	∞
Others	0.7	0.0	NaN
Total	2,197.9	1,256.5	74.9%

Veal Imports



Sources: Statistics Canada, Canadian Food Inspection Agency
For Additional Data: [Red meat trade reports - agriculture.canada.ca](https://agriculture.canada.ca/red-meat-trade-reports)

Veal Supply at a Glance-Canada

For the week ending 2025-Jul-26

United States Market for the Week Ending 2025-Jul-19

United States Federally Inspected Slaughter

	Current Week			Year-to-Date		
	2025	2024	% Chg	2025	2024	% Chg
Head Slaughtered (Head)	2,128	3,875	-45.1%	70,227	119,267	-41.1%
Meat Production ('000 lbs)	400	700	-42.9%	14,000	22,200	-36.9%
Live Weight (lbs)	350	318	10.1%			
Dressed Weight (lbs)	207	190	8.9%			

United States Prices

Pennsylvania Calf Auction Results					Veal Carcass Price, Northeast and North Central (Hide off, 255-315 lbs)	
\$USD/100 lbs					\$USD/100lbs	
		Head	Low Price	High Price	2025	2024
Number 1	- 89 lbs	41	900	1,185	\$571.12	\$466.03
	90 - 120 lbs	141	800	1,150		
	+ 120 lbs	6	760	835		
	Beef Cross	112	1,050	1,700		
Number 2	- 100 lbs	30	725	900		
	+ 100 lbs	22	635	855		
	Beef Cross	15	1,035	1,410		
Number 3	- 100 lbs	8	650	750		

Sources: United States Department of Agriculture

For Additional Data: [Actual Slaughter Under Federal Inspection](#), [Pennsylvania Cattle Auction](#), [Carlot Veal Carcass Report](#)

Prepared by Agriculture and Agri-food Canada

For more information, visit <https://agriculture.canada.ca/red-meat>

Or email: aaafc.redmeat-vianderouge.aac@agr.gc.ca