

Veal Supply at a Glance-Canada

For the week ending 2025-Dec-27

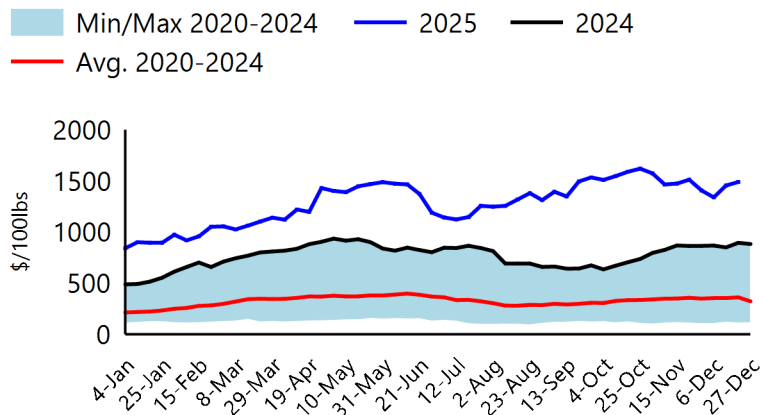
Québec Live Auction

	2025				2024				Year-to-Date Head		
	Head	Average	Min	Max	Head	Average	Min	Max	2025	2024	% chg
Holstein Male											
Good 90 -120 LB	488	1,462	1,350	1,600	444	863	800	920	34,534	30,780	12.2%
Good 121-140 LB	104	1,299	1,200	1,400	118	791	730	840	8,969	8,257	8.6%
Average 90-140 LB	79	1,119	800	1,325	114	731	530	850	10,130	15,655	-35.3%
Misc Holstein Calf All Weights	97	1,193	600	1,600	82	723	272	930	8,831	7,109	24.2%
Holstein Female											
Good 90 - 120 LB	45	1,377	1,250	1,500	29	812	750	870	3,510	2,753	27.5%
Crossbreeds Dairy-Butcher All	252	1,710	1,350	1,900	273	1,049	880	1,260	21,368	25,415	-15.9%
Other Milk Breeds All Weights	13	776	50	1,440	11	228	50	560	2,242	2,271	-1.3%
Grain Fed Veal - hide off	1,133	660			1,457	475			76,205	75,288	1.2%

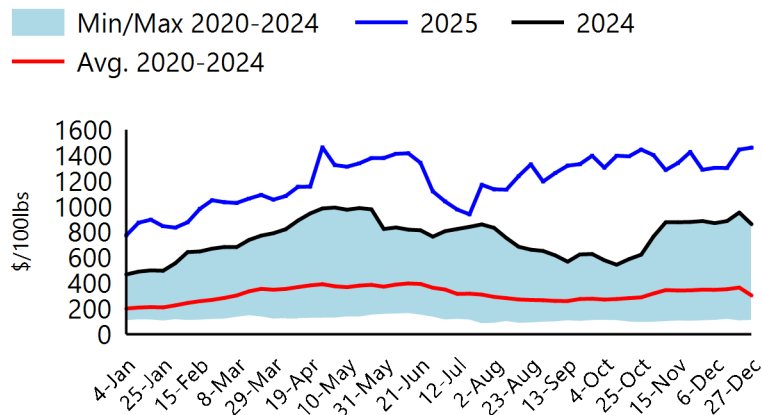
Ontario Live Auction

	2025				2024				Year-to-Date Head		
	Head	Average	Min	Max	Head	Average	Min	Max	2025	2024	% chg

Ontario Calf Prices - 125 lbs and less



Québec Calf Prices - Male: Good 90-120 lbs



Sources: Beef Farmers of Ontario, Les Producteurs de Bovins du Québec

For Additional Data: [Red meat and livestock price reports - agriculture.canada.ca](https://agriculture.canada.ca/red-meat-and-livestock-price-reports)

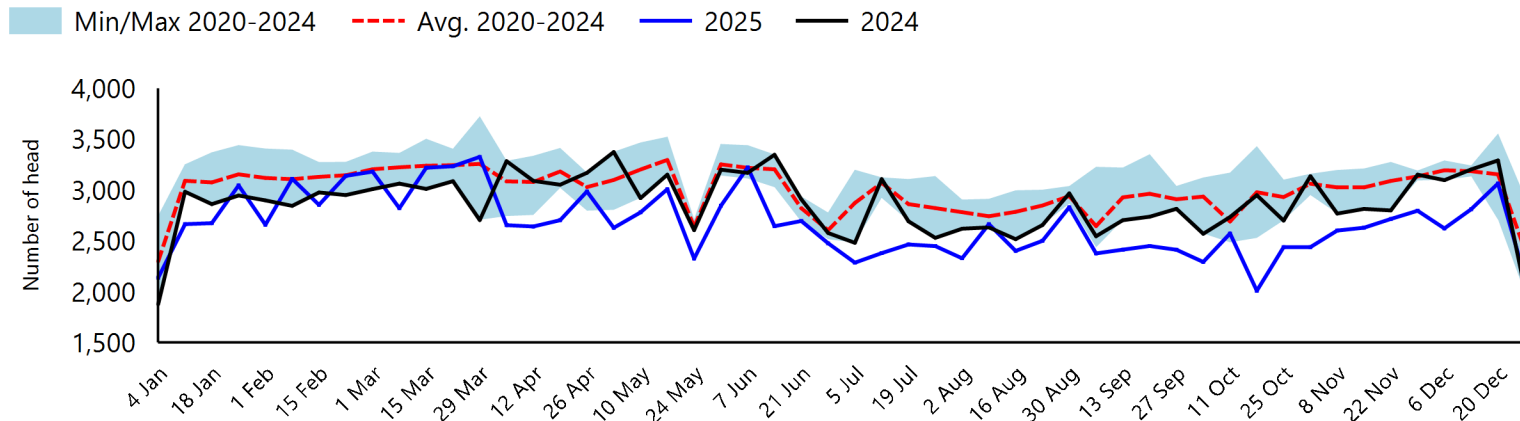
Veal Supply at a Glance-Canada

For the week ending 2025-Dec-27

Canadian Federally Inspected Slaughter

	Weekly Head			Year-to-Date Head			YTD Carcass Weight (lbs)		
	2025	2024	% Chg	2025	2024	% Chg	Nov-2025	Nov-2024	% Chg
Québec	2,110	2,029	4.0%	137,846	148,880	-7.4%	365	369	-1.3%
Rest of Canada	39	0	∞	1,010	512	97.3%	358	1,746	-79.5%
Canada	2,149	2,029	5.9%	138,856	149,392	-7.1%	365	369	-1.3%

Canadian Federally Inspected Calf Slaughter

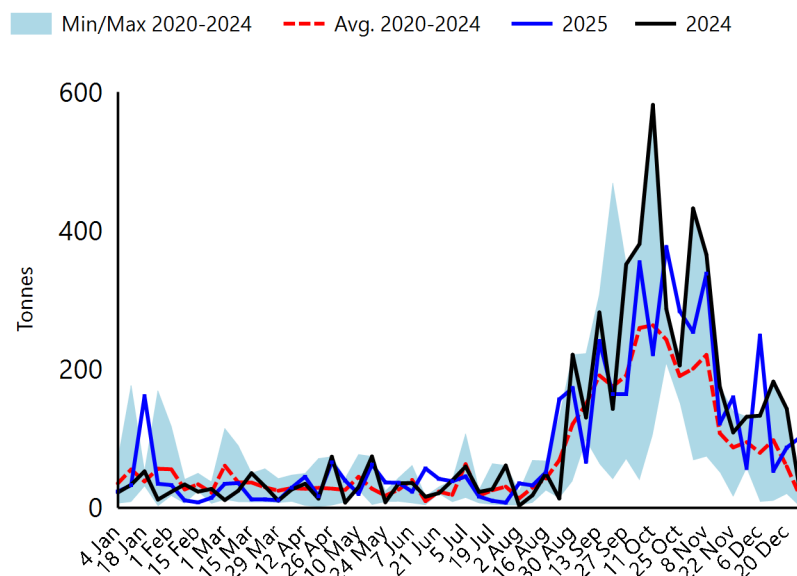


Sources: Canadian Beef Grading Agency, Canadian Food Inspection Agency
For Additional Data: [Red meat and livestock slaughter and carcass weights - agriculture.canada.ca](https://agriculture.canada.ca/red-meat-and-livestock-slaughter-and-carcass-weights)

Trade-Year to Date Canadian Imports and Exports

Year-to-date Veal Imports (tonnes)			
	2025	2024	% Chg
United States	138.2	342.6	-59.7%
Australia	80.3	71.3	12.5%
New Zealand	2,954.7	3,496.7	-15.5%
Total EU 27	1,559.6	1,332.1	17.1%
<i>Netherlands</i>	<i>1,108.1</i>	<i>826.9</i>	<i>34.0%</i>
<i>Other EU 27</i>	<i>451.5</i>	<i>505.2</i>	<i>-10.6%</i>
Others	16.5	52.7	-68.6%
Total	4,749.3	5,295.4	-10.3%
Year-to-date Veal Exports (tonnes)			
	Oct-2025	Oct-2024	% Chg
United States	4,035.2	2,807.2	43.7%
United Arab Emirates	137.9	140.0	-1.5%
Qatar	10.8	5.1	-
Others	0.7	0.0	NaN
Total	4,184.5	2,952.2	41.7%

Veal Imports



Sources: Statistics Canada, Canadian Food Inspection Agency
For Additional Data: [Red meat trade reports - agriculture.canada.ca](https://agriculture.canada.ca/red-meat-trade-reports)

Veal Supply at a Glance-Canada

For the week ending 2025-Dec-27

United States Market for the Week Ending 2025-Dec-20

United States Federally Inspected Slaughter

	Current Week			Year-to-Date		
	2025	2024	% Chg	2025	2024	% Chg
Head Slaughtered (Head)	2,129	3,557	-40.1%	115,932	199,040	-41.8%
Meat Production ('000 lbs)	400	700	-42.9%	23,000	37,200	-38.2%
Live Weight (lbs)	331	329	0.6%			
Dressed Weight (lbs)	195	195	0.0%			

United States Prices

Pennsylvania Calf Auction Results					Veal Carcass Price, Northeast and North Central (Hide off, 255-315 lbs)	
\$USD/100 lbs					USDA data unavailable	
		Head	Low Price	High Price		
Number 1	- 89 lbs	51	1,000	1,475		
	90 - 120 lbs	159	925	1,525		
	+ 120 lbs	11	700	1,335		
	Beef Cross	125	1,000	1,725		
Number 2	- 100 lbs	38	725	1,375		
	+ 100 lbs	21	800	1,300		
	Beef Cross	13	775	1,550		
Number 3	- 100 lbs	7	425	1,250		
	+ 100 lbs	7	600	1,175		

Sources: United States Department of Agriculture

For Additional Data: [Actual Slaughter Under Federal Inspection](#), [Pennsylvania Cattle Auction](#), [Carlot Veal Carcass Report](#)

Prepared by Agriculture and Agri-food Canada

For more information, visit <https://agriculture.canada.ca/red-meat>

Or email: aafc.redmeat-vianderouge.aac@agr.gc.ca