

# Veal Supply at a Glance-Canada

For the week ending 2026-Jun-13

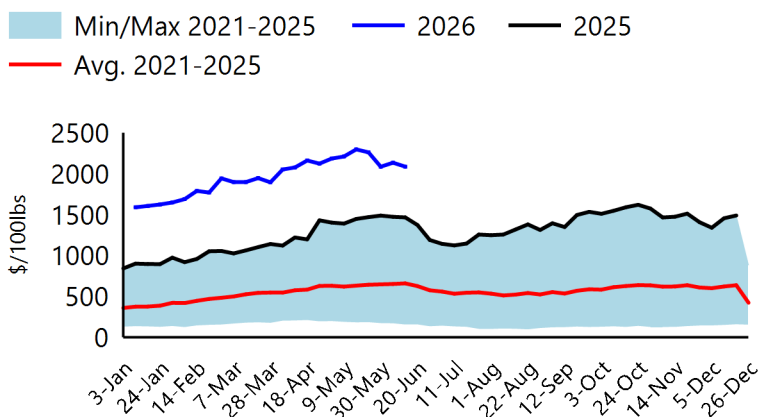
## Québec Live Auction

	2026				2025				Year-to-Date Head		
	Head	Price (\$CAN/100 lbs)			Head	Price (\$CAN/100 lbs)			2026	2025	% chg
<b>Holstein Male</b>											
Good 90 -120 LB	679	1,937	1,400	2,250	733	1,418	1,200	1,530	14,781	14,879	-0.7%
Good 121-140 LB	169	1,710	1,500	1,920	177	1,225	800	1,330	4,110	4,171	-1.5%
Average 90-140 LB	153	1,521	800	1,930	149	1,060	300	1,470	3,874	4,767	-18.7%
Misc Holstein Calf All Weights	195	1,250	200	2,400	159	944	250	1,475	4,049	4,047	0.0%
<b>Holstein Female</b>											
Good 90 - 120 LB	95	1,825	1,450	2,336	61	1,361	1,200	1,490	1,984	1,406	41.1%
<b>Crossbreeds Dairy-Butcher All</b>	482	2,173	1,350	2,800	436	1,648	1,200	2,000	10,733	10,107	6.2%
<b>Other Milk Breeds All Weights</b>	51	1,321	300	2,300	61	882	100	1,600	1,060	961	10.3%
<b>Grain Fed Veal - hide off</b>	1,440	635			1,590	5,120			38,379	35,946	6.8%

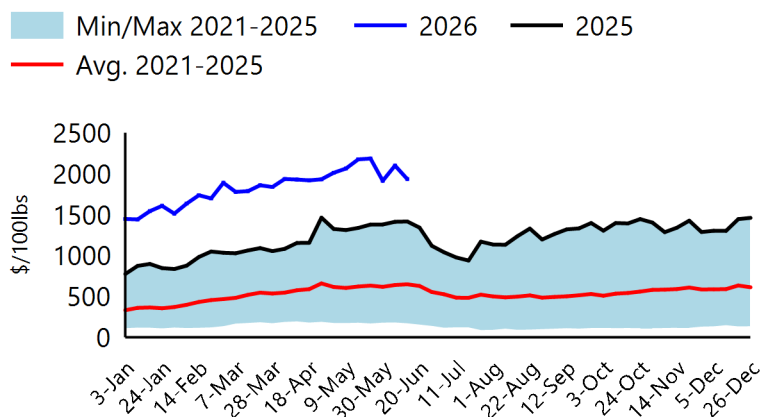
## Ontario Live Auction

	2026				2025				Year-to-Date Head		
	Head	Price (\$CAN/100 lbs)			Head	Price (\$CAN/100 lbs)			2026	2025	% chg
125 lbs and less	1,254	2,089	1,712	2,704	984	1,468	1,102	1,972	20,947	19,944	5.0%
126-300 lbs	156	1,592	1,110	2,140	120	1,092	778	1,569	2,801	3,141	-10.8%
301-450 lbs	4	376	356	386	16	462	336	615	97	475	-79.6%
451-600 lbs	5	284	264	304	4	277	277	277	198	293	-32.4%
Over 600 lbs	479	373	343	406	465	303	271	334	10,699	12,412	-13.8%

Ontario Calf Prices - 125 lbs and less



Québec Calf Prices - Male: Good 90-120 lbs



Sources: Beef Farmers of Ontario, Les Producteurs de Bovins du Québec  
 For Additional Data: [Red meat and livestock price reports - agriculture.canada.ca](https://agriculture.canada.ca)

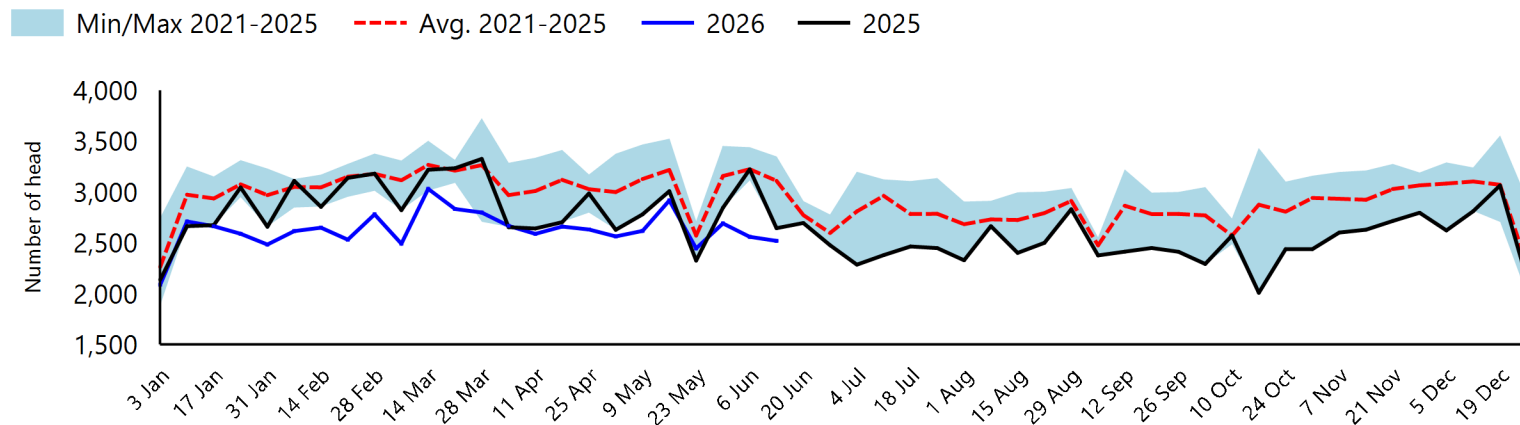
# Veal Supply at a Glance-Canada

For the week ending 2026-Jun-13

## Canadian Federally Inspected Slaughter

	Weekly Head			Year-to-Date Head			YTD Carcass Weight (lbs)		
	2026	2025	% Chg	2026	2025	% Chg	Apr-2026	Apr-2025	% Chg
Québec	2,521	2,646	-4.7%	61,878	67,704	-8.6%	374	363	3.0%
Rest of Canada	0	0		1,288	843	52.8%	408		
<b>Canada</b>	<b>2,521</b>	<b>2,646</b>	<b>-4.7%</b>	<b>63,166</b>	<b>68,547</b>	<b>-7.9%</b>	<b>375</b>	<b>363</b>	<b>3.3%</b>

## Canadian Federally Inspected Calf Slaughter

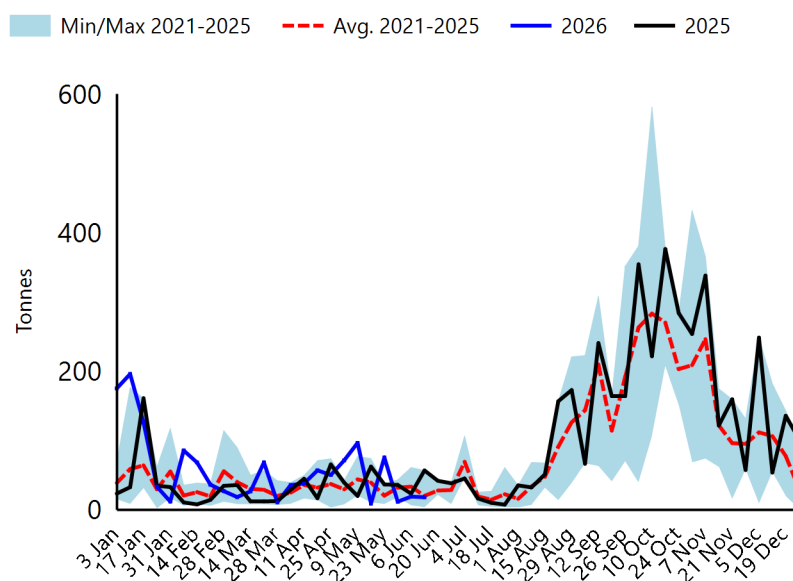


Sources: Canadian Beef Grading Agency, Canadian Food Inspection Agency  
 For Additional Data: [Red meat and livestock slaughter and carcass weights - agriculture.canada.ca](https://agriculture.canada.ca)

## Trade-Year to Date Canadian Imports and Exports

Year-to-date Veal Imports (tonnes)			
	2026	2025	% Chg
United States	190.8	73.0	161.2%
Australia	77.2	18.4	318.5%
New Zealand	375.5	192.5	95.1%
Total EU 27	719.0	552.5	30.2%
Netherlands	480.5	429.1	12.0%
Other EU 27	238.5	123.3	93.4%
Others	2.5	16.5	-84.8%
<b>Total</b>	<b>1,364.9</b>	<b>852.9</b>	<b>60.0%</b>
Year-to-date Veal Exports (tonnes)			
	Apr-2026	Apr-2025	% Chg
United States	1,830.3	1,655.9	10.5%
United Arab Emirates	40.3	56.5	-28.5%
Qatar	5.4	4.5	18.4%
Others	0.0	0.7	-100.0%
<b>Total</b>	<b>1,876.1</b>	<b>1,717.5</b>	<b>9.2%</b>

## Veal Imports



Sources: Statistics Canada, Canadian Food Inspection Agency  
 For Additional Data: [Red meat trade reports - agriculture.canada.ca](https://agriculture.canada.ca)

# Veal Supply at a Glance-Canada

For the week ending 2026-Jun-13

## United States Market for the Week Ending 2026-Jun-06

### United States Federally Inspected Slaughter

	Current Week			Year-to-Date		
	2026	2025	% Chg	2026	2025	% Chg
Head Slaughtered (Head)	1,626	2,005	-18.9%	39,386	57,114	-31.0%
Meat Production ('000 lbs)	400	400	0.0%	8,100	11,200	-27.7%
Live Weight (lbs)	390	350	11.4%			
Dressed Weight (lbs)	233	210	11.0%			

### United States Prices

Pennsylvania Calf Auction Results				
\$USD/100 lbs				
		Head	Low Price	High Price
Number 1	- 89 lbs	63	1,100	1,725
	90 - 120 lbs	274	1,050	1,850
	+ 120 lbs	13	800	1,150
Number 2	Beef Cross	221	1,000	2,150
	- 100 lbs	52	650	1,510
	+ 100 lbs	31	900	1,350
Number 3	Beef Cross	49	1,300	2,175
	- 100 lbs	17	400	1,180

Veal Carcass Price, Northeast and North Central (Hide off, 255-315 lbs)
USDA data unavailable

Sources: United States Department of Agriculture

For Additional Data: [Actual Slaughter Under Federal Inspection](#), [Pennsylvania Cattle Auction](#), [Carlot Veal Carcass Report](#)

Prepared by Agriculture and Agri-food Canada

For more information, visit <https://agriculture.canada.ca/red-meat>

Or email: [aa.fc.redmeat-vianderouge.aac@agr.gc.ca](mailto:aa.fc.redmeat-vianderouge.aac@agr.gc.ca)