

# Veal Supply at a Glance-Canada

For the week ending 2026-May-30

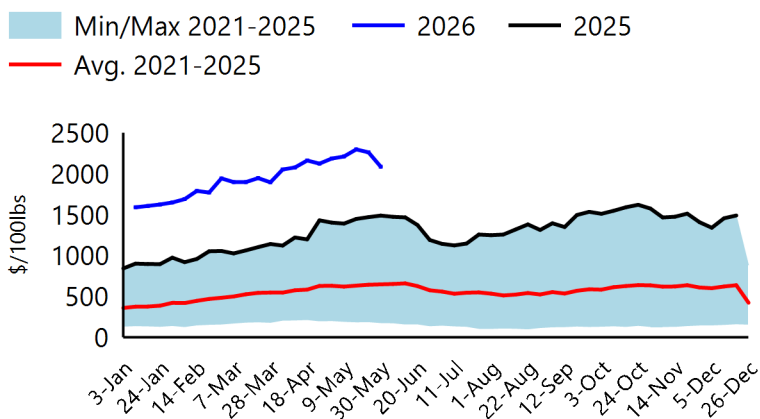
## Québec Live Auction

	2026				2025				Year-to-Date Head		
	Head	Price (\$CAN/100 lbs)			Head	Price (\$CAN/100 lbs)			2026	2025	% chg
<b>Holstein Male</b>											
Good 90 -120 LB	610	1,916	1,700	2,100	650	1,381	1,110	1,500	13,495	13,444	0.4%
Good 121-140 LB	170	1,752	1,490	1,940	175	1,227	1,100	1,350	3,789	3,833	-1.1%
Average 90-140 LB	219	1,568	900	1,900	152	1,032	500	1,475	3,616	4,468	-19.1%
Misc Holstein Calf All Weights	184	1,341	110	2,200	154	922	185	1,520	3,689	3,711	-0.6%
<b>Holstein Female</b>											
Good 90 - 120 LB	81	1,864	1,600	2,050	62	1,325	1,000	1,688	1,801	1,272	41.6%
<b>Crossbreeds Dairy-Butcher All</b>	452	2,218	1,700	2,980	399	1,739	1,200	2,100	9,834	9,230	6.5%
<b>Other Milk Breeds All Weights</b>	53	1,155	50	2,500	48	865	100	1,700	971	818	18.7%
<b>Grain Fed Veal - hide off</b>	1,675	640			1,512	504			35,362	33,039	7.0%

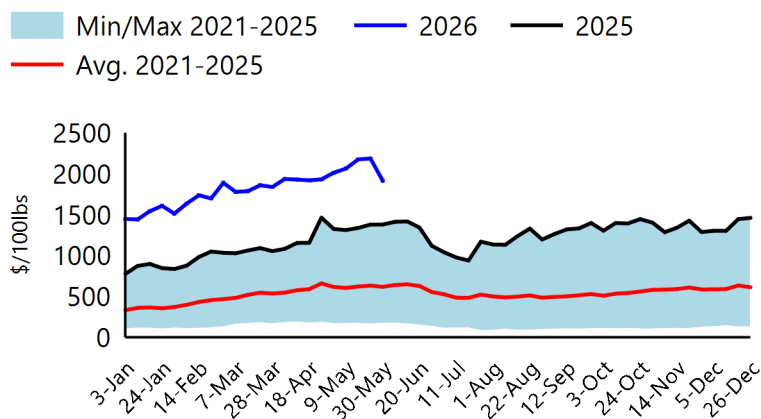
## Ontario Live Auction

	2026				2025				Year-to-Date Head		
	Head	Price (\$CAN/100 lbs)			Head	Price (\$CAN/100 lbs)			2026	2025	% chg
125 lbs and less	1,133	2,088	1,672	2,709	923	1,490	1,106	2,088	18,602	18,003	3.3%
126-300 lbs	163	1,585	1,138	2,129	148	1,106	715	1,614	2,521	2,872	-12.2%
301-450 lbs	4	406	392	420	19	508	362	618	88	436	-79.8%
451-600 lbs	6	293	279	307	8	242	168	292	179	281	-36.3%
Over 600 lbs	530	348	301	392	557	291	266	314	9,804	11,262	-12.9%

Ontario Calf Prices - 125 lbs and less



Québec Calf Prices - Male: Good 90-120 lbs



Sources: Beef Farmers of Ontario, Les Producteurs de Bovins du Québec  
 For Additional Data: [Red meat and livestock price reports - agriculture.canada.ca](https://agriculture.canada.ca)

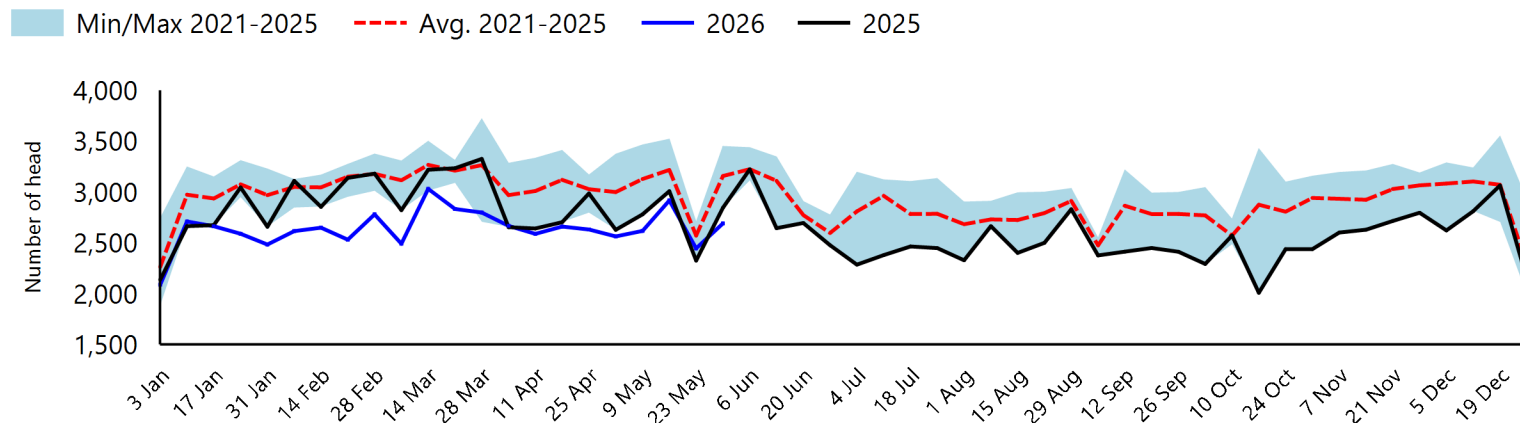
# Veal Supply at a Glance-Canada

For the week ending 2026-May-30

## Canadian Federally Inspected Slaughter

	Weekly Head			Year-to-Date Head			YTD Carcass Weight (lbs)		
	2026	2025	% Chg	2026	2025	% Chg	Apr-2026	Apr-2025	% Chg
Québec	2,693	2,847	-5.4%	56,796	61,833	-8.1%	374	363	3.0%
Rest of Canada	0	0		1,288	843	52.8%	408		
<b>Canada</b>	<b>2,693</b>	<b>2,847</b>	<b>-5.4%</b>	<b>58,084</b>	<b>62,676</b>	<b>-7.3%</b>	<b>375</b>	<b>363</b>	<b>3.3%</b>

## Canadian Federally Inspected Calf Slaughter

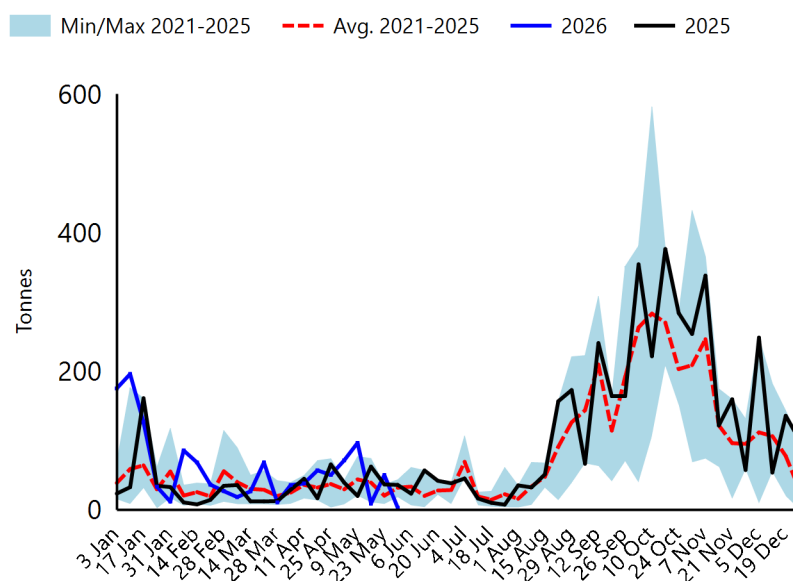


Sources: Canadian Beef Grading Agency, Canadian Food Inspection Agency  
 For Additional Data: [Red meat and livestock slaughter and carcass weights - agriculture.canada.ca](https://agriculture.canada.ca)

## Trade-Year to Date Canadian Imports and Exports

Year-to-date Veal Imports (tonnes)			
	2026	2025	% Chg
United States	185.6	71.9	158.1%
Australia	77.2	5.9	1202.7%
New Zealand	367.8	192.5	91.1%
Total EU 27	660.7	486.2	35.9%
Netherlands	446.0	389.3	14.6%
Other EU 27	214.6	96.9	121.5%
Others	2.5	16.5	-84.8%
<b>Total</b>	<b>1,293.8</b>	<b>773.0</b>	<b>67.4%</b>
Year-to-date Veal Exports (tonnes)			
	Mar-2026	Mar-2025	% Chg
United States	1,351.0	1,273.0	6.1%
United Arab Emirates	40.3	40.9	-1.3%
Qatar	5.4	2.3	132.5%
Others	0.0	0.7	-100.0%
<b>Total</b>	<b>1,396.7</b>	<b>1,316.9</b>	<b>6.1%</b>

## Veal Imports



Sources: Statistics Canada, Canadian Food Inspection Agency  
 For Additional Data: [Red meat trade reports - agriculture.canada.ca](https://agriculture.canada.ca)

# Veal Supply at a Glance-Canada

For the week ending 2026-May-30

## United States Market for the Week Ending 2026-May-23

### United States Federally Inspected Slaughter

	Current Week			Year-to-Date		
	2026	2025	% Chg	2026	2025	% Chg
Head Slaughtered (Head)	1,471	2,302	-36.1%	36,394	52,832	-31.1%
Meat Production ('000 lbs)	300	500	-40.0%	7,400	10,300	-28.2%
Live Weight (lbs)	377	358	5.3%			
Dressed Weight (lbs)	225	213	5.6%			

### United States Prices

Pennsylvania Calf Auction Results				
\$USD/100 lbs				
		Head	Low Price	High Price
Number 1	- 89 lbs	53	1,420	1,750
	90 - 120 lbs	254	450	2,050
	+ 120 lbs	11	1,000	1,475
Number 2	Beef Cross	198	1,510	2,525
	- 100 lbs	52	850	1,570
	+ 100 lbs	21	1,300	1,470
Number 3	Beef Cross	33	1,475	1,975
	- 100 lbs	6	750	1,320

Veal Carcass Price, Northeast and North Central (Hide off, 255-315 lbs)

USDA data unavailable

Sources: United States Department of Agriculture

For Additional Data: [Actual Slaughter Under Federal Inspection](#), [Pennsylvania Cattle Auction](#), [Carlot Veal Carcass Report](#)

Prepared by Agriculture and Agri-food Canada

For more information, visit <https://agriculture.canada.ca/red-meat>

Or email: [aafc.redmeat-vianderouge.aac@agr.gc.ca](mailto:aafc.redmeat-vianderouge.aac@agr.gc.ca)